

OLLI Photo Club – Competition Critique Log

From 20160106 to 20200317

Test comments removed.

Instruction for viewing an image with all its comments in the OPC Repository

1. Click the image in this document to open it in the OPC Repository.
2. Click the “X” to the upper right of the image (not the “X” on the “Window”).
3. The OPC Repository’s “Lightbox” will now be displayed.
4. Scroll down the screen to read the comments.

1. | Made by: George Bradshaw | About: photo | On: Mar 17, 2020 11:11am PST



Didn't think of isolation while composing my little story of this photo. But it's true that those who reach for the sky represent a small part of the population.

2. | Made by: George Bradshaw | About: photo | On: Mar 17, 2020 11:10am PST



That's a great thought – recomposing to emphasize their massing together to keep warm. Tying that with the suggestion to zero in on a tighter composition leads to another thought – I often see stands of just a half-dozen or so daffodils; such a stand would be easy to isolate within its “sea of brown,” thus showing just what the flowers are fending off.

3. | Made by: George Bradshaw | About: photo | On: Mar 17, 2020 11:09am PST



The photog took advantage of one of our cold days to prepare for this month's theme. Kudos to braving the winter wild!

4. | Made by: Louis Mazzatenta | About: photo | On: Mar 17, 2020 10:17am PST | Rating:



A very pleasing winter scape. Colors are natural and simple---a duotone of browns and silvers. The reflections of tree trunks in the water add interest beneath the thin layer of ice. The large tree trunk with circular formation of ice at its base make for an anchoring center of interest for the eye. A very nice photo. A tight framing of just the circle of ice and a couple feet of the tree trunk might also make a good photo. Try cropping this image accordingly to see what that might look like.

5. | Made by: Louis Mazzatenta | About: photo | On: Mar 17, 2020 10:08am PST | Rating:



Yellow and green colors are nice combination. When nothing is about that relates to the assignment (ie. Winterscapes), then best thing to do is point your camera at a new subject. That is exactly what the photographer did. Not a good idea to bang head against wall trying to get a photo that doesn't really work. Best to turn your lens to another subject. Good thinking, photographer. This is an army of daffodils breaking out. Spring is erupting. Tough subject. Best to consider how to improve the lighting to give more shape to the flowers. Also, consider if there is a better angle and composition to create a more pleasing image. The "army" of daffodils is interesting but perhaps zeroing in on one interesting flower would be another way.

6. | Made by: Louis Mazzatenta | About: photo | On: Mar 17, 2020 9:56am PST | Rating:



Cropping undoubtedly helped this photo. There is a sense of isolation given off by the image. Cleaning up of spots and leaves allows the eye not to be diverted from concentrating on the tree. . The composition helps one inspect the intricate meandering of twigs and branches. Black and white completes the rendering of an eye appealing scene.

7. | Made by: George Bradshaw | About: photo | On: Mar 15, 2020 9:51pm PST



Impression (of the viewer), technique (of the photographer), assessment (how the technique supported the impression)... that's my approach to critiquing. But in this case there are two impressions, depending upon viewing the photo close up or from a far distance. Close up, the photo seems to be of a child oblivious to her fate: frozen in the snow. From a distance, the child appears to be wrapped in a blanket or ceremonial attire.

I think the difference for me is caused by seeing all the detail of snow and cement in the close-up, and by being more attuned to the shapes at a distance. Only with a well-executed focus, exposure and composition could both impressions be sensed. Further, I'm guessing that in the post-processing, the apparent dirtiness of the snow in the shadowed areas was accentuated. Also, the cement seems like it might have been subjected to a filter to roughen the features.

So, the assessment of the close-up is that the detail in both the shadowed and lighted part of the snow accentuates harshness in the real environment, and the girl's "filtered" skin is the reaction to that environment, but her smile belies an unconscious death and leaves the viewer with the sense that she's quite oblivious to her fate.

And the assessment of the distant view is that when the detail is partially lost, the shape dominates but the smile is still apparent. Now we are left with a raiment and crown befit a princess looking kindly upon her admirers.

The photographer, with attention to detail, found the shot!

But never fear global heating, there is sure to be the occasional jet stream dropping to our latitudes, bringing another opportunity for winterscape themes. ;-)

8. | Made by: [OLLI Photo Club](#) | About: photo | On: Mar 15, 2020 7:58am PST



From Hillary Rubin

Looked for snow, sleet, ice, but only saw crocus and daffodils. Winter 2020. These flowers were massed together and I just “dove in”. They seemed to be keeping each other warm. Their brightness and reflection of the sun made them stand out in a sea of brown and bare countryside. I smiled.

9. | Made by: [Louis Mazzatenta](#) | About: photo | On: Mar 14, 2020 4:58am PST



This statue is of a little girl in our backyard. We had a heavy snow (believe it or not) a couple years ago that left only the head poking through. The snow framed the head nicely and I made a closeup. I like concentrating on details of a scene when an overall photo of a scene does not make an interesting photo. Despite global warming, I hope I can make another similar photo in the future.

10. | Made by: [Lynn Cline](#) | About: photo | On: Mar 14, 2020 3:29am PST



My goal was to capture ice patterns and the texture of the trees. I preferred this close view over several larger landscape views I had done of the pond. I also liked the small touch of green moss, a hint of life in the barren landscape. I am always attracted to reflections.

11. | Made by: [George Bradshaw](#) | About: photo | On: Mar 13, 2020 6:47pm PST



The 2019/2020 winter was not kind for photographers submitting images to the Critique gallery. So, I dug into last year's repository and found a photo of a tree slightly higher in perspective from its surrounding neighbors, and with a bit of snow on its branches. That image was cropped to remove the other trees. Remaining were three elements: the bright clouded sky, the snow of a slightly different shade than the clouds, and the dark branches.

Since this was essentially a B&W photo, so the post processing was limited to toning in Lightroom. But the photo was also subjected to Photoshop to remove spots and a few distracting leaves, and to Topaz

DeNoise AI which is a great little program to reduce noise and increase sharpness. Lesson learned (which I think I've unlearned many times): don't become entranced by the context of a scene, zoom into the details. In this case, cropping led to the appearance of pixelation when zoomed to 2:1.

I enjoy anthropomorphizing, hence the title.

12. | Made by: Louis Mazzatenta | About: photo | On: Feb 20, 2020 2:25pm PST | Rating:



Interesting composition. The eye is led down the chain to an explosion of small circular lights arranged in a circular shaped chandelier. The chandelier makes a strong center of interest which is good. The circular shapes of the interior dome reinforce the concept that in circles there is strength and beauty. The soft, even light of the background makes the chandelier dominate the image nicely.

13. | Made by: Louis Mazzatenta | About: photo | On: Feb 20, 2020 2:11pm PST | Rating:



Good subject and the photographer did well to stop and capture it. The photo brought a smile to the photographers face and to this viewer as well. Certainly, there is a true patriot living behind the red, white and blue façade. The texture of brick, the design reliefs and the fire escape all add interest to the image. I would suggest a better crop might have kept the red, white and blue centered with a portion of unpainted facades on each side. The "flag" element would stand out more. Consider how color is the most important element in many photos and especially in this one. Imagine this photo in black and white. The statement-- and humor-- would be lost.

14. | Made by: Louis Mazzatenta | About: photo | On: Feb 20, 2020 1:56pm PST | Rating:



I am first struck by the green in this photo. Perhaps it is because green--especially the green in an expensive emerald,--is my favorite color. The green in the door has some of the sparkle found in an emerald. The photograph is nicely composed with strong vertical lines leading the eye to the rectangular door, the large pear shaped vase and the triangular floor. In spite of the many shapes, the photo holds together nicely. And the verticals are vertical. Excellent. Overall, the image exudes a feeling of stability, good taste and a exoticism.

15. | Made by: George Bradshaw | About: photo | On: Feb 17, 2020 4:02pm PST



The Peacock Room was Whistler's creation for the dining room of a London townhouse. It was later installed in Freer's Detroit mansion and finally donated to the Smithsonian. I first saw it during an OPC

field trip when the windows of the room were shuttered. Fortunately, on the third Thursday of each month the room's windows are unshuttered, letting in natural light adorning Whistler's art. Photographing the room even then is a challenge because crowds of people take advantage of those days.

I like all the different colors and lines, and the varied porcelain, as well as Whistler's art. But the color of just the door and the placement of the porcelain on the shelves and floor surrounding it, made that little corner of the room special.

16. | Made by: Margie Wildblood | About: photo | On: Feb 17, 2020 6:00am PST



I love the wood floor grain, the natural light, the geometric shapes with the silhouette of the girl. Good composition.

17. | Made by: Margie Wildblood | About: photo | On: Feb 17, 2020 5:57am PST



Love the colorful walls and geometric shapes of the windows and fire escapes. Good composition and balance. The eye is drawn to the red, then white, blue.

18. | Made by: Margie Wildblood | About: photo | On: Feb 17, 2020 5:53am PST



Good composition, beautiful colors, draws the eye toward the vivid green door. Aesthetically pleasing!

19. | Made by: Margie Wildblood | About: photo | On: Feb 17, 2020 5:50am PST



This is the Utah Statehouse in Salt Lake City. It sits on a hill overlooking the city. I love the natural light, the architecture and the historical murals. - MW

20. | Made by: OLLI Photo Club | About: photo | On: Feb 15, 2020 12:08pm PST



From Hillary Rubin

Walking along the Highline in New York, the first building to catch my eye was this brightly painted facade, red, white and blue! The second look caught the pattern of the fire escape stairs, black diagonals against horizontals and verticals. I stopped, marveled, and snapped! Then smiled!

21. | Made by: Edward Marion | About: photo | On: Jan 12, 2020 9:03pm PST



"Knolling : Improve your photography at OLLI Photography Club GMU"
:) EDM

22. | Made by: Louis Mazzatenta | About: photo | On: Jan 11, 2020 11:15am PST | Rating:



The photographer has exceeded his assignment to photograph circles. He has made a photograph of circles forming a circle. Great eye! Photographer showed a keen sense of critical observation in spotting circles that made a neat photograph. Most people, or many, would simply walk by without noticing that which was above their heads. . The golden lamps contrast nicely with the light brownish wood ceiling. Photographers sometimes have to put their bodies on the line to get a good photograph. This photographer did just that by lying flat on the floor and taking a risk that some passerby might step on him. The shot is perfectly exposed revealing good detail in the lamps and the texture of the wood ceiling. Composition is well handled with the lamp array forming a "bullseye" in the center of the frame. The lines of the ceiling beams frame the lighting array nicely.

23. | Made by: Louis Mazzatenta | About: photo | On: Jan 11, 2020 11:01am PST



Perfect subject for the "circles" assignment. Quite imaginative and very well done technically. Excellent idea to go from under exposure in steps to full exposure at end. The 90 second delay between photos allowed for just the right amount of overlap of moons. Gradual evolution of warm color to black and white adds interest is pleasing to the eye. The diagonal makes a strong line to follow in the image. There's a nice sense of rhythm and repetition. The composition in the frame is well done..

24. | Made by: George Bradshaw | About: photo | On: Jan 10, 2020 5:26pm PST



As a multi-exposure project for Dan's GRC class, one of my favorite objects became a flight of whimsy. Similar to the time-lapse of the solar eclipse, this image captures the moon at 90-second intervals. The intention was to show the east to west movement across the sky, but separating the images seemed only to generate a composite photo. Overlapping the images seemed to generate a sense of movement, especially with the different exposures gradually increasing from underexposure to full exposure.

Technical Notes. 600 mm, ISO 100, f/6.3, 1.6 crop, additive multi-exposure. The exposure differences

were formed by changing the shutter speed, but I made no record of those speeds. The metadata indicates 1/500 second which is for the fully exposed image, the last exposure of the sequence.

25. | Made by: [OLLI Photo Club](#) | About: photo | On: Jan 10, 2020 4:38pm PST



From John Nash

There is a large hanging chandelier at the USO/Warrior Family Center at Fort Belvoir where I volunteer. Looking up, I could see several levels of circles revealed, so I lay down on the floor, scooted myself into position where the center was right over me and took the photo. (There is a clean spot on the floor now!) I edited it in Photoshop. One of the things I liked was the “randomness” of the light globes even though they formed one of the circles.

26. | Made by: [Edward Marion](#) | About: photo | On: Jul 12, 2019 2:20pm PST



Fact or Fable ? Late on a quiet night, the Moon, feeling lonely, called and invited Sun to become her companion, to gently glide and dance “Far Out” among the stars . Craftily, Moon promised they would not be detected as long as she carefully hid half of the sun’s rays from awakening the humans slumbering below. An so Lunar Eclipse came to be. Goodnight Moon ... Wake up Sunshine

27. | Made by: [Louis Mazzatenta](#) | About: photo | On: May 16, 2019 5:43am PST



Thanks, George. It is a cell phone selfie held at arms length with no extender. The camera, the ride and the subjects did all the work. Thanks for your kind analysis. You attribute more thinking on my part than I actually did. I was just trying to hang on!

28. | Made by: [George Bradshaw](#) | About: photo | On: May 15, 2019 4:15pm PST



The beautiful child (grand-daughter?) is having a blast, as are her grand-parents! They’re all pressed against the seat by the fury of the ride... but that seat looks as comfortable as a sofa. ;-) Is a compositional secret hidden here? Are there also secrets of technique? Is Lou holding a selfie stick off frame? Why is the child in crisp focus while her grand-parents are blurred, is the motion of the ride such that only a child could maintain her bearing, while adults physically react to each erratic movement of the ride? Perhaps the photographer would share these secrets.

Technically, as a viewer’s eye is always drawn to children, her crisp focus and catch lights in her eyes

tend to hold the viewer's attention even more, while the blur of the adults in peripheral vision informs the viewer of motion. That's quite a trick of composition. And though the adults take up fully half of the image, their placement and blur relegate them to providing framing for the child. Note also that the child is a bit off the vertical center line, and the back of the seat is not horizontal; these elements add to the image's sense of motion. Nice job!

29. | Made by: Louis Mazzatenta | About: photo | On: May 15, 2019 6:17am PST | Rating:



A very touching photograph of a family putting to rest a very beloved Mother, Grandmother and Great Grandmother. Many can relate to this photo including myself. I am a father, grandfather and in a year or so a great grandfather. But I digress. The photograph is well done. It is taken at the right critical moment as the daughter uses the shovel to break the ground. A study of all the facial expressions is captured in the image. Many things to take in. One man's hands on his wife's shoulders. The sadness of faces. The children in rapt attention. This is a fine shot for those in the picture to recall the departure of a treasured family member.

30. | Made by: Louis Mazzatenta | About: photo | On: May 15, 2019 5:58am PST | Rating:



Expressions on the faces say this couple is waiting for something. They await a response, an action and whatever it is, it may not be good. It's a good scene from a play. Lighting is stage light which the photographer is at the mercy of. The light illuminates the subjects well but in a less than interesting way. Photo is well composed and cropped. The post and rope add a suggestion of place. No screaming emotion revealed here but a more subtle type of emotion is. The moment captured is a good one. The eyes of both persons are locked on the same object. That adds a bit of tension to the scene.

31. | Made by: Louis Mazzatenta | About: photo | On: May 15, 2019 5:50am PST | Rating:



Cute photo that captures the emotion of eating a great dessert. The emotion on the female face in particular hints of an element of guilt in devouring something that tastes so devilishly good. Nice composition. Good moment. Color tone of faces and red rose, purple tie are accurate. Focus may be a little off since face of female is soft. Always focus one third into photo. Sharp focus here is on young man's face. On other hand, it may be result of slow shutter speed and facial movement of female. Triangles formed by position of three hands with cake in center is nice composition within the image.

32. | Made by: Louis Mazzatenta | About: photo | On: May 15, 2019 5:40am PST | Rating:



Good action shot of dog enjoying himself. Camera snapped at peak of action. Good timing. Technically well done with detail visible in bright snow and in dark shadow of dog. Very sharp image. Correct shutter

speed was used to freeze action. Is photo tipping. Vertical lines of fence are not vertical. Would be interesting to make fence lines vertical and see if photo reads better. Always good to keep verticals in scene vertical and the horizon horizontal although some "creative" photographers break that rule for effect.

33. | Made by: Louis Mazzatenta | About: photo | On: May 15, 2019 5:27am PST | Rating:



A striking approach to self portraiture. Four identical portraits, each with different neon sign like colors, are merged to become one image. The effect hints at the multi colored range of the subject's personality. Could this be used as a Rorschach test by a psychologist to reveal inner feelings and thoughts of a patient? Perhaps. The photographer is treading on new ground that expands the role of photography. Very provocative. How did the photographer create these four different color interpretations? Could he explain at our next meeting?

34. | Made by: Louis Mazzatenta | About: photo | On: May 15, 2019 5:15am PST | Rating:



This is a very strong self portrait, John. I assume you did it in a mirror but maybe you didn't. Either way, neat job. The composition is striking with three elements: striped wall, face and camera. Crop is perfect. Use of black and white maintains a minimalist effect. Facial expression is right on revealing no emotion. The eye of the lens becomes the second eye of the face. The image is very imaginative and very well done.

Not sure about the second cherry blossom picture. Is it also a self portrait? It's a very nice shot. With the figure, it is a departure from so many images taken at blossoming time that show only blossoms and monument. It sets a mood of solitude, beauty and tranquility. Black and white adds to the mood. Branch and blossoms frame the shot very well and the lone figure in silhouette gives leads the viewer's eye to the Jefferson Monument which is the center of interest. There is a triangular composition that goes from figure to monument to tree branches/blossoms. Very nice shot.

35. | Made by: Louis Mazzatenta | About: photo | On: May 14, 2019 1:20pm PST | Rating:



Looks like the opening scene in a movie. The next frame would be a drop of water sending out circles and erasing the figure in the reflection. Nice photo and I can appreciate the setting up process you went through with tripod and remote cable release. Good technique. A tad darker might have helped. I apologize for the non technical word "tad", but you might try it. There is an impression of mystery left by the picture. The photo asks the viewer: "Who is that in the photo? What is he doing?" Any photo that makes you wonder a little is good. Color is somewhat lacking. I wonder how this photo might look in black in white though. You might try it. Focus is sharp from front to back. Another good thing for the photo.

36. | Made by: George Bradshaw | About: photo | On: May 14, 2019 1:38am PST



One of my favorite places is Royal Lake, fed by a creek a good 15 feet wide at a footbridge. I've taken many reflections of the surrounding trees from the footbridge and nearby banks, so it was natural to consider the locale for a selfie.

The equipment required a camera, tripod, remote shutter, a second pair of shoes to avoid tracking mud, and a light-colored shirt to provide a distinct focal point for the subject. The process required several compositions to hone in on the best detail, context, and subject. Images left on the cutting room floor included a close-up with little context and such limited subject detail due to perturbations of the water's surface, that the subject was almost unrecognizable as a person.

37. | Made by: George Bradshaw | About: photo | On: May 14, 2019 1:36am PST



Genuine and untouched emotions can easily be found in children and animals. In this case, one of my favorite grand-dogs is frolicking in the snow with her ratty rope. She was obviously trying to entice me to join her in a game of tug-of-war, an amusement I'd normally relish, but not in the snow at my age.

38. | Made by: OLLI Photo Club | About: photo | On: Mar 14, 2019 8:07pm PST



From John Nash.

My grandparents lived on a farm outside of town in Texas where they produced most of their food. This is a picture of my grandmother's milk churn, circa 1930s-1940s. Churning consisted of filling the large crock (about 2.5 feet tall) half full with fresh milk, putting on the top and then pumping the stick which had a paddle on the end until butter formed. My cousin and I, as small boys, would love to visit and be allowed to churn, watching the butter form and float to the top. My cousin recently asked if I would send him a picture of the churn and I prepared this stylized version (I also sent a plain copy of the churn). The thought was to add a little "drama" to a picture of a rather plain item. Memories are always colored!

39. | Made by: Louis Mazzatenta | About: photo | On: Mar 14, 2019 9:53am PST | Rating:



I would liked to hear what the photographer had to say about his shooting this subject. I guess the subject is a bowl for crushing herbs, pills, or foodstuff. Perhaps it's something the pharmacist uses. Bowl and stick do look old and that meets the assignment's requirement of disappearing technologies. There are electric churners and mixers that must do the same job today. I like the artistic arrangement of the same, identical subject with different and bright colored backgrounds. It makes an interesting composition. Would like to hear more about the photographer's reasons and ideas behind the image.

40. | Made by: Louis Mazzatenta | About: photo | On: Mar 14, 2019 9:46am PST | Rating:



Lighting is excellent on the scale. The rim light on each side enhances the shape and roundness of the central post, the cup, weights and everything in the photo. The dark, blue background is well chosen and makes the subject matter stand out nicely. Ironing out the horizontal/vertical pleats in the background drape might help. I find them a little distracting. Arrangement of all the elements in the photo is well done. One doesn't often see this type of scale anymore so it fulfills the assignment of "disappearing technologies" perfectly.

41. | Made by: Louis Mazzatenta | About: photo | On: Mar 14, 2019 9:34am PST



I correct myself once again. The assignment was "Disappearing Technologies". The first photo shown of old and new drills led me to think the assignment was to show "old and new" technologies. Certainly the book stacks makes the point of old technologies. However, I still think it would have been a better picture had there been a center of interest--namely a youngster with his laptop or iphone sitting on the floor between the stacks.

42. | Made by: Louis Mazzatenta | About: photo | On: Mar 14, 2019 9:26am PST



I read the photographer's comment after I wrote mine. He did see everywhere students on laptops. One of them situated on the floor between the stacks in this picture would have fulfilled the assignment perfectly.

43. | Made by: Louis Mazzatenta | About: photo | On: Mar 14, 2019 9:20am PST | Rating:



This is a good setting for old technologies. But it is just that --a setting, i.e. a backdrop. To me it says "just old". The point could have been made more loudly if there were an older person leafing through a book on one side and a youngster looking at his cell phone against the other side. Perhaps just a kid on his cell phone in the stacks would make same point. My suggestion is contrived but with patience, the photographer might just find such a scene. Nice try though.

44. | Made by: Louis Mazzatenta | About: photo | On: Mar 14, 2019 9:13am PST | Rating:



Nicely done and makes the point of old and new technologies very well. The photo is sharp, clear and evenly lit. The elements are nicely arranged against a simple background that makes them stand out. I like the way the cord wraps around the drills and holds your eye on them as the image is viewed. One point: if the picture is for sale by an agent, the brand name Black and Decker should be removed; if this is an advertisement for Black and Decker, it is fine as it is.

45. | Made by: George Bradshaw | About: photo | On: Mar 13, 2019 8:28am PST



On a mini-field trip to GMU with the goal of viewing a student art exhibit at the Fenwick Library, we discovered a dying technology: books. Only one person was spied near the stacks, while everywhere else (lobbies, study areas, sidewalks) were students with heads buried in laptops. This single photo was taken handheld in shadowed fluorescent light without flash (1/200, f/7.1, ISO 6400 (1.6 crop)), and post-processed to reduce the brightness of overhead lighting and to remove a slight yellow cast in the white balance by changing the color temperature on the amber/blue axis from 3650 to 3400.

46. | Made by: Edward Marion | About: photo | On: Mar 11, 2019 9:35pm PST



More than four generations of my family enjoyed testing weights of various objects on this 150 + year old counter-balance scale. The composition is simple, conveying a concept of two common forms of measurements : grams (weights) vs fluid ounces. The viewer's attention is drawn to the larger white enamel measuring pitcher, in comparison to the smaller & denser solid brass weights on the opposite tray. A large table top white cube soft box was illuminated using 2 LED side lights , with the addition of a low intensity, on camera fill ring flash, and also a small portable LED up light. Ed Marion

47. | Made by: Louis Mazzatenta | About: photo | On: Feb 13, 2019 6:53pm PST | Rating:



Very nice evening shot of a church set against the sky at dusk. Colors are very pleasing in the sky. This is a good time of day to make scenics. Perhaps more light coming through the church windows would have helped. Also, next time try for a telephoto shot which takes in just the steeple or belfry with the colorful sky behind. Sometimes, less is more.

48. | Made by: Louis Mazzatenta | About: photo | On: Feb 13, 2019 6:46pm PST | Rating:



Well, the picture is sharp and it's easy to read the words. Lighting is nice and even. Yes, either crop the photo in your viewfinder to include the wires to give a sense of the surround or leave them out altogether. JoAnn may want to get Photoshop software. Cutting out wires is usually quite easy but also depends on the scene.

49. | Made by: Louis Mazzatenta | About: photo | On: Feb 13, 2019 6:42pm PST | Rating:



Very nice photo of a bird, Very sharp which is a must requirement when shooting birds. It's a beautiful bird wearing what looks like orangey-red shoulder pads. What really makes the photo is how the bird is performing a balancing act with both feet perched on one twig. The photo is well composed. Colors are very nice and mostly cool except for the color on the wings. Lighting is even and pleasing. Very nice.

50. | Made by: Louis Mazzatenta | About: photo | On: Feb 13, 2019 6:35pm PST | Rating:



The photographer has focused camera using a minimalist approach. He has limited himself to two objects--an umbrella and a hand--to make a most interesting image. The huge expanse of red is helped and broken up by triangular lines, without which the huge red area would be too much. The lines lead the eye to the hand. The hand, though small in the image, is the precise center of interest of the picture. In the right room, this would make a provocative piece of art on a wall.

51. | Made by: Louis Mazzatenta | About: photo | On: Feb 13, 2019 6:19pm PST | Rating:



You gotta love this photo. It is basically a black and white photo with a splash of red. It's a classic. The photo is wire sharp on the umbrella. The vertical lines of the tree trunks seem to nail the photo to the earth. The white, snow covered path leads the eye into the photo from the foreground and back into the photo from upper right. The perfect symmetry and silkiness of the umbrella which says "man made" contrasts awfully well with the randomness of the surrounding natural environment. The motion in the walker's feet carries the viewer nicely into the picture. Talk about a strong center of interest that every photo should have. This photo has a center of interest so strong it resembles a bullseye. Excellent shot and an easy prize winner.

52. | Made by: Louis Mazzatenta | About: photo | On: Feb 13, 2019 6:10pm PST | Rating:



The photographer has taken one of his images and made it into a work of abstract art. Wikipedia says "Abstraction indicates a departure from reality in depiction of imagery in art." The artist has taken a realistic image and through use of false color, posterization and a scale like pattern, has created his own creation and work of art. The picture goes beyond reality and invites the viewer to look and wonder. Very interesting approach and imaginative.

53. | Made by: Louis Mazzatenta | About: photo | On: Feb 13, 2019 5:56pm PST | Rating:



The toning down of the magenta and bringing up the red was a good move. Cropping is well done. I like the muted, out of focus roses in the background. The effect makes the foreground rose more impressive. Detail in the main rose seems to be breaking down somewhat---no doubt the result of cropping and enlargement of the image. Strong color, well composed, good exposure and focus well done. It's an image that gives pleasure to the viewer

54. | Made by: George Bradshaw | About: photo | On: Feb 13, 2019 4:22pm PST



Playing with off-camera flash on a gentle, sunny spring morning in Meadowlark, I found that most of the good shots were without flash. This is one of them, with dappled sunlight and tree shadows. For this month's theme I cropped about half the photo to emphasize the main subject, increased the overall exposure and darkened the background. Today, upon examining the image more closely, I learned a characteristic of using Lightroom: notice the magenta on the right side of the rose; prior to posting I tried to eliminate it by reducing the magenta saturation but wasn't successful. Today, instead of reducing the magenta, I increased the red and the magenta diminished. The RGB values went from about 60/25/25 to about 60/15/15. Notice that the red did not increase but the G/B decreased, which is what I expected but did not get when I reduced the magenta; reducing the magenta to -100 reduced the values only to about 58/24/24. I'd like to say "Live and learn," but not understanding why this happened means I didn't learn much. ;-)

55. | Made by: Jo Ann Dave Gundry | About: photo | On: Feb 12, 2019 7:35pm PST



I mis-spelled the title, it's Bruton, as in Bruton Parish, old town Williamsburg. Looked to me as a beautiful framing of the steeple of Bruton Parish church. Wife and I were there for a few days celebrating our 40th anniversary. We also caught a pretty special organ concert in the church. Great place to visit.

56. | Made by: Jo Ann Dave Gundry | About: photo | On: Feb 12, 2019 7:24pm PST



Context Comments. -- This photo was purely for entertainment - Bullwinkle is my hero! If I had and was proficient with photoshop, I could probably have straightened the sign (best angle possible for shooting). Otherwise I could have erased the wires, but just has a very frustrating session trying to erase wires in another sign photo, I need some time to sort out that process. (I am using Apple Photos)

57. | Made by: [Edward Marion](#) | About: photo | On: Feb 09, 2019 9:47pm PST



"I always am fascinated while watching brightly colored carp slowly meander around shallow ponds. "Invert" to transform the surrounding dark water to light greys, with a mask to preserve and enhance this carp's natural vibrance. Addition of a posterize filter; then blending a textured fish scale pattern layer, completed this surreal image ."

58. | Made by: [Louis Mazzatenta](#) | About: photo | On: Jan 15, 2019 11:47am PST | Rating:



This would be a nice shot even without the person in the background. The lighting is good with the rim sunlight giving shape to the arms and hands. The person in the background adds interest to the image. The picture is proof that cropping a photo can create a more interesting image. Even so, it is always best to try to crop the scene in the viewfinder when taking the photo. Why? It shows the photographer is looking hard and searching a scene for the best image. Cropping in the viewfinder also maintains the quality of the photo.

59. | Made by: [Louis Mazzatenta](#) | About: photo | On: Jan 15, 2019 11:38am PST | Rating:



This is a very provocative image. I tried to arrange my own hands in the same position as shown in the photo. It is possible. Another person would be necessary to take the photo. Then only the hands picture and the background picture would be necessary--two instead of three. The previous is just an observation, not a suggestion. The quality of the image is good and the color pleasing. The composition and placement of the three hands also well done. The fine black edge around the hands is minimal and not disturbing. Without it, the hands might blend too much into the background. I am not sure what the message of the photo is, however. What is the photographer trying to imply? What is the statement the photo makes? Perhaps no message is necessary. Just viewing the image and wondering about it achieves the photo's purpose. I'm just thinking aloud. When creating an image artistically like this one, perhaps the photographer might keep in mind whether he is making some statement and how best to achieve it.

60. | Made by: [robert kelberg](#) | About: photo | On: Jan 14, 2019 1:56pm PST



This photo was taken in the town of Urbino Italy. I saw a very young girl dancing in the street with whom I presumed to be her older sister. It was a delightful scene. After looking at the photo in post, I decided that a more granular image would better portray the joyful connection of the moment and cropped accordingly. It was then that I noticed the gentleman walking by and taking the scene in through the hook on the wall. Not only was I intruding upon and enjoying their private moment but so was he.

61. | Made by: George Bradshaw | About: photo | On: Jan 12, 2019 4:26pm PST



To avoid the need to sneak a photo of a person with interesting hands or to ask permission of a person in our culture's publicly private settings to photograph their hands in an interesting pose, I reverted to a selfie that I hope conveys both homage and humor. The composition began with three images: the two contorted hands holding artist's tools and some age-browned drawing paper. Post-processing required masking the hands from a black background and then splitting the left hand at the wrist so that each hand could overlap the other on the post-processing layers. One challenge was to eliminate (without success) the black edge surrounding the masked elements; perhaps using a green background would improve the results.

62. | Made by: George Bradshaw | About: photo | On: Jan 10, 2019 12:25pm PST



Lou's comment made me think of the shadow the beaver would cast even on this cloudy day. So, using Lightroom adjustments I followed Lou's comment and then made two more adjustments: 1) darkening the entire rock a bit less than the portion in front of the beaver in order to mimic a shadow during an overcast sky, and 2) altering the brightness of the beaver's photo which appeared to have been taken on a sunny day.

63. | Made by: George Bradshaw | About: photo | On: Jan 09, 2019 10:49pm PST



See The Photosmith gallery for the adjustments Lou suggested and for a couple of other changes.

64. | Made by: George Bradshaw | About: photo | On: Jan 09, 2019 10:44pm PST



The resulting image required Photoshop to place an open source image of a beaver reading the sign. Lou suggested "darkening the rock under the beaver's bottom, tail and right leg. That would diminish the hard line effect along the bottom of the beaver."

65. | Made by: George Bradshaw | About: photo | On: Jan 09, 2019 10:44pm PST



During the autumn the grasses on the bank died out, offering a nice composition with the rocks, but I needed to wait till the log floated behind the spillway.

66. | Made by: George Bradshaw | About: photo | On: Jan 09, 2019 10:43pm PST



Silly Humans Sequence

A sign cautioning people not to walk on the bed of Royal Lake during its dredging process was not removed upon refilling the lake. A humorous composition was begging to be created. I found no opportunities for humor during the summer.

67. | Made by: Louis Mazzatenta | About: photo | On: Dec 20, 2018 10:55am PST | Rating:



Wow. What a wonderful scene! I guessed it as being a location in Iceland. I looked it up and it was. I commend the photographer for finding this place for I have never seen it before. It's got to be one of the most special landscapes in the world. The composition is excellent. The wide angle lens captures the sweep of elements from the waterfalls to the mountain peak. The falls forms a vertical explanation point to the horizontal lines of the stream and in the peak. The cloud covered sky forms a soft box that spreads the light evenly and softly across the entire scene. That soft light brings out all the detail in the falls, water and ground. The people walking along the path give scale to the setting. A fine photograph of a spectacular scene.

68. | Made by: Louis Mazzatenta | About: photo | On: Dec 20, 2018 10:02am PST | Rating:



H-m-m-m. A creative, imaginative composition of a human figure balancing with one hand on a pole. Studying the photo closely, the image appears to show a statue performing a balancing act against a background of trees and vegetation. It is a strong composition mainly because the statue appears to be

flying through the air. His body slices diagonally from lower left to upper right . This gives a motion to the picture. Black and white is a good way to render the image. It directs the viewers' eyes to the figure without the distraction of color. The picture reflects the imaginative workings of the photographer's mind. The image could symbolize man's striving to maintain a delicate balance while weaving his way through the vicissitudes of life on earth.

69. | Made by: Louis Mazzatenta | About: photo | On: Dec 20, 2018 9:47am PST | Rating:



I am not a dog person. And yet, i judge this photo as an excellent portrait and profile of a dog. Not being a dog person, I cannot even say what kind of dog it is. But I can tell, that it is a good dog, a healthy dog and a dog that is loved. The photograph captures the spare, rather naked beauty of the dog. It's hair is shaved closed with out curls or frills. The rose colored leash contrasts nicely with the light mottled brownish color of the dog. The blue denims worn by the figure makes a nice texture and color behind the dog. The composition is well done and the photographer has framed the image tightly and nicely in the viewfinder. Exposure is perfect. Since we are taking license with these photographs, I would suggest deleting the distracting window frame at top right background to make for a simpler and cleaner image.

70. | Made by: Louis Mazzatenta | About: photo | On: Dec 20, 2018 9:37am PST | Rating:



This panorama captures the beauty of the wonderful earth we live on. The clean sandy beach, the crystalline clear turquoise waters, the purity of the blue sky and the white flowing clouds all combine to make a photo that entertains the viewers' eyes. Let us not forget the lone spec of a bather wading into the water. That bather, though tiny in the image, still provides an anchor for the viewer to associate with. The colors so well exposed add competing yet compatible tones to the image. This photograph needs to be blown up the size of a 12 foot wide wall to be fully appreciated.

71. | Made by: Louis Mazzatenta | About: photo | On: Dec 20, 2018 9:29am PST | Rating:



This is a strong image for many reasons. First, the expressions on the three women are genuine and without pretense. There is no sense that they are posing for the photographer. Rather, the picture depicts three stoic women from a period in the past. It captures that mood successfully . The main lighting is natural sunlight with a dappling effect caused by branches creating shadows. The photographer has successfully opened up shadow areas in the faces and gowns either in post production maneuvering or perhaps a little fill flash. There is a diagonal and triangular effect in the arrangement of the bodies which lends a pleasing composition to the photograph. With all the trees in the background, the photographer must be commended for not getting a tree trunk growing out of at least one of the women's heads. The colors are rich and real. The camera exposure is right on. Removing the car in the background preserves the antique mood of the photo. Be advised: This is quite fine for photography as art. For editorial photography, such bold manipulation is not acceptable

72. | Made by: George Bradshaw | About: photo | On: Dec 20, 2018 6:19am PST



All sunsets (and rises) have their own beauty. And local venues for these events are usually no more than a short walk or drive from home, though the impression I get is that the location of this image is not nearby. The image is especially beautiful because interesting color patterns and textures encompass the entire field of view. Let's start examining its beauty by evaluating the visual design elements and principles.

Tonal changes above the horizon are gradual. Those changes distinctly contrast with the changes in the foreground water's reflections which are abrupt, with its texture composed of deep shadows and brilliant highlights. The water in the midground, being more distant, provides a smoother rather than highly contrasting texture, and offers a subtle transition between sky and foreground. The transition suggests a close association between the far-reaching brilliance of the sky and steady intensity of the waters.

Foreground lines are nearly horizontal, while the midground and sky lines gently bend down toward the right. The tonality throughout the image quietly becomes shadowed moving from left to right. These lines and tones suggest to me a peaceful and almost imperceptible movement (Freeman Patterson's dynamic simplicity).

The photographer's context statement encapsulates the motivation of many photographers: a driving passion to catch special moments, to gather them together with many other moments, and to embrace and share the beauty of life surrounding us.

73. | Made by: OLLI Photo Club | About: photo | On: Dec 18, 2018 11:44am PST



From Hillary Rubin

"How can you hold a moonbeam in your hand?" And how could I hold the sunset in my hand. That's how I felt when I looked up. This sunset filled me, awed me, and I wanted to watch, not click. My camera came between us for a moment. But then I had to catch it forever. It wasn't "just" another sunset, but a special one for me.

74. | Made by: George Bradshaw | About: photo | On: Dec 18, 2018 11:32am PST



Lately, when photographing people, I try to follow John Nash's extraordinarily successful approach which seems to involve applying all the typical visual design elements he's accumulated over time. So, this composition from the Fairfax City's "History Day" at Blenheim has a mostly hidden, centrally placed horizon, two framing trees, and two oblique lines established by the people's feet and heads leading into the background.

The people established their own personality, I'm sure based upon posing many times for the tourist/photographer. In post-processing their faces were slightly reworked to compensate for shadows and the color tone of their clothes was enhanced, also to compensate for the shadows.

75. Made by: [OLLI Photo Club](#) About: photo On: Dec 16, 2018 10:58am PST



76. | Made by: [Edward Marion](#) | About: photo | On: Dec 15, 2018 8:21pm PST



In consideration of how I personally relate to this image, I wish to rename it "A Delicate Balance" . What began as a crisp color photo was transformed following steps as taught by Sue Bloom into a "Digital Painting". Here is a man, having risen high and achieved success, who in later life now appears somewhat hazy, seemingly less substantial, all the while looking down at us, yet still maintaining his perfect balance. Of course, this is my reflection, just one interpretation. You may see this image from an entirely different perspective .

Ed Marion

77. | Made by: [Louis Mazzatenta](#) | About: photo | On: Nov 13, 2018 4:51am PST | Rating:



I like this photo. It is a surprise. Well lit. Nicely designed. All shoes are different. Each shoe stands out from red background. There is something refreshing about this image. It is not forced or strained. The detail of each shoe is crisply clear. The shoes are nicely separated and composed. The lighting is even and I like that there are no shadows. A very clean looking image that provokes the viewer's mind. Well done!

Lou

78. | Made by: [Louis Mazzatenta](#) | About: photo | On: Nov 13, 2018 4:39am PST | Rating:



I thought the beaver was photo shopped before I read explanation. Still, it's kinda cute image. I would suggest darkening the rock under the beaver's bottom, tail and right leg. That would diminish the hard line effect along the bottom of the beaver. The photographer shows imagination in putting the scene together. And the image brings a smile to the viewer's face and makes one believe that beavers can read.

79. | Made by: [George Bradshaw](#) | About: photo | On: Nov 12, 2018 7:39pm PST



This photo required patience. I really thought the sign was hilarious, but the first two photo shoots during the summer just didn't come out right. The third shoot, with its fall colors, really improved the composition. There are still some things I couldn't fix: a harsh triangle formed by a reflection of the lake's concrete spillway, foreground grass has died back since summer so there's limited foreground interest, the Photoshop'd beaver downloaded from the web doesn't have the same "out-of-focus" appearance as the rock he's placed on, the beaver photo seemed to have been made in direct sunlight and I couldn't quite change the temperature/tone to match the overcast of the main photo, and the words "On Trail" are slightly cut off by the water level. But, all in all, as this month's theme goes, I had fun with it.

80. | Made by: [OLLI Photo Club](#) | About: photo | On: Oct 19, 2018 2:17pm PST



Lou Mazzatenta's photo, based on a catch by Rex Stuckey. See additional comments on this photo at <https://olliphotoclubgmu.smugmug.com/GF-Competition/GF-Comp-2018/GF-201810-Fall-Colors/G-201810-Critique/i-5XLSzDM>

81. | Made by: [OLLI Photo Club](#) | About: photo | On: Oct 19, 2018 2:10pm PST



From Lou Mazzatenta

Here is the original view of the red tree in Canaan Valley that my colleague Rex Stuckey took in Canaan Valley. He showed it to me in his camera and I was struck by it and then tried one of my own (next photo in this gallery). I think its an interesting exercise in croppingand lighting since he took his on a gray day. I think it makes a nice instructional point for our classmates.

82. | Made by: George Bradshaw | About: photo | On: Oct 18, 2018 2:15pm PST



Something about this photo creates a presence, a fully sensed moment in time, perhaps a memory. We could describe all the elements of design in this photo (which, by the way, are intriguing), but some ineffable quality would still be wanting explanation of its presence. I've been thinking about this for a few days and may have reached a possible answer: both the tree and the barn are sharp and are significant, natural and memorable subjects in the photo. This is just like the eye would perceive in real life, but more so. Let me explain.

I'm sure we've all seen views like this while whizzing down a two-lane country road with no safe place to park to capture a few photons on a diode array. Our minds remember the scene and fill in the blanks from that fleeting moment. But we might fill those blanks with fragments of other memories. The camera has no other memories, and captures exactly what the photographer tells it to. So, we view the photo, see detail in each subject; see the perfectly captured context of a distant mountain range, mid-ground farm land, and foreground brush; and need not employ the visual fill-in-the-blank part of our brain, allowing it to

wallow in the full visual sense while turning our other senses to imagining crisp air, a gentle breeze, fresh scents, bird song... hmmm, and the sound of other tourists' cars. ;-) Anyway, the point is that by emphasizing two memorable subjects in their context, all exquisitely evoking non-visual memory fragments, the simple image, and the qualified photographer, has created a full presence.

83. | Made by: [OLLI Photo Club](#) | About: photo | On: Oct 18, 2018 7:08am PST



From Lou Mazzatenta

A weekend vacation in the Canaan Valley with friends led me to the location for this photograph which was around the bend from where we were staying. I must confess there is plagiarism involved. A friend showed me a picture of the red tree on his camera monitor. I was taken by it. His photo was much looser showing the single tree dressed in red leaves surrounded by an expansive view of green countryside. To make a picture different from my friends, I cropped the image tighter in the viewfinder emphasizing the red tree. and de-emphasizing the green surround. I used an aperture that kept both tree and barn in focus. Upon reflection, I liked my friend's photo better. It captured the red tree in a larger green environment. I took the photo on way home. Had I more time, it would have been better to have found my own location. But fall colors were hard to find.

84. | Made by: Louis Mazzatenta | About: photo | On: Oct 17, 2018 9:00pm PST | Rating:



This is simply a wonderful photo that has a lot going for it. First, the reds, yellows and greens splash across this landscape. The whitish grey stone mass slashes diagonally and dramatically across the scene and leads the eye directly to the lone figure. That dark figure is nicely outlined against the light rock. The shape of the tree covered mountain in the background anchors the photograph. The exposure is right on maintaining detail even in the highlights of the rock. The lone figure is perfectly placed and symbolizes the tiny place man takes up in the universe. It is a quiet scene with impact.

85. | Made by: Louis Mazzatenta | About: photo | On: Oct 17, 2018 8:49pm PST | Rating:



This is a surprising photograph. I thank the photographer for explaining how she did it. Very nice job in creating a collage of different elements that blend into one provocative image. The monarch butterflies, tree trunk and water reflection of leaves come together in a well balanced composition. The three butterflies form a triangle--always a pleasing shape in a photograph. The butterflies are well defined by back lighting. It is a timely image in light of the monarch butterflies' diminishing numbers. They are listed as an endangered species by the Fish and Wildlife Service and are losing their habitat. Their habitat in this photo is an inviting one. It's a strong image and would make a great poster.

86. | Made by: Louis Mazzatenta | About: photo | On: Oct 17, 2018 8:37pm PST | Rating:



I voted for this photograph at the meeting. There is something about the neat distribution of the leaves that arrested my eye. The image is nicely framed by the overhanging branches. The neat, white barn makes is well positioned and makes a fine center of interest. The colors are subdued and easy to look at. The dark sky adds a hint of an oncoming storm. It is an inviting scene that almost begs the viewer to enter it for a pleasant stroll in the grass. The image is sharp from foreground to background. The colors are strong but not overpowering. The photographer did everything right in capturing this very pleasing landscape.

87. | Made by: Louis Mazzatenta | About: photo | On: Oct 17, 2018 8:29pm PST | Rating:



This is a fine photograph. I like the way the barbed wire fence stitches its way diagonally across the foreground. The colored trees at the horizon give a center of interest to the image---a place for the eye to settle for a moment. The clouds add drama and a feeling of motion. The photographer followed well the rule of thirds in the placement of the horizon. There is texture in the rolling grasses, flowers and trees. The sky adds a contrasting fluffiness to the scene. Within this still life landscape scene there is a sense of rhythm. It is well composed and exposed. It's a view that gives enjoyment to the viewer.

88. | Made by: Louis Mazzatenta | About: photo | On: Oct 17, 2018 8:20pm PST | Rating:



I like the looseness of this photo which gives the eye room to roam. First, the eye goes directly to the bright white fountain in the center of the picture. Then it retreats to the lone tiny figure of the photographer almost silhouetted against the white waters. The eye then rises up to the tree limbs above the photographer, upward to the foaming white spray of the fountain and then off to golden forest at upper right partially seen through the filmy haze of the drifting moist spray . The soft colors---green foreground , white waters and golden forest are pleasing to view. This is a loving and symbolic photo that gives perspective to how we little men are surrounded by awesome nature.

89. | Made by: OLLI Photo Club | About: photo | On: Oct 15, 2018 1:38pm PST



From Hillary Rubin

First: I do not rip wings off butterflies! A butterfly bush outside my window provides entertainment, and last week I was upset to see a Monarch caught in a spiders web. Later, I noticed it had broken free, but fell apart in the attempt. Not wanting to leave the wings on the ground, I brought the three inside. I had

just reviewed Fall photos from last year, and saw this huge tree ...shedding it's leaves. The wings, the colors, the falling, the design, the leaves all"came together " and I designed a collage incorporating "Fall Colors ", as they All Fall Down.

Aiming my camera into a lake with scattered leaves in a splayed design caught my eye . I liked the pattern.

90. | Made by: George Bradshaw | About: photo | On: Oct 14, 2018 8:36pm PST



Meadowlark is one of my favorite places but I haven't been there often enough to become familiar with its details, I'm still overwhelmed by its grand environment. My intention was to capture a panorama of Meadowlark's heights and lowlands, and to show the gardens immediately surrounding the camera. But while reviewing the result on the home monitor, I noticed this small crop with a photographer in front of the fountain. See The Photosmith (<https://olliphotoclubgmu.smugmug.com/GF-Special/The-Photosmith/>) for the evolution of the story of a photographer immersed in the nature's beauty.

91. | Made by: George Bradshaw | About: photo | On: Oct 14, 2018 8:28pm PST



While reviewing the pan on the home monitor, I noticed this small crop with a photographer immersed in the beauty of Meadowlark.

92. | Made by: George Bradshaw | About: photo | On: Oct 14, 2018 8:26pm PST



The pan captures several parts of the grand scenes at Meadowlark: the upper gardens, the lowland and ponds, and the forest beyond the ponds. This also depicts an early morning scene with gardens still in shade and far trees in full sun.

93. | Made by: George Bradshaw | About: photo | On: Oct 14, 2018 8:20pm PST



This sequence of three images shows the evolution from the Raw file to "Immersed." This image is the original unprocessed Raw file. The intention was to create a pan by cropping the near foreground and the higher part of the sky.

94. | Made by: Joe Benning | About: photo | On: Oct 14, 2018 3:16pm PST



My goal was to capture the threatening clouds while using the trail of leaves to climb up the hill and draw attention to the barn.

95. | Made by: [fotoeffects](#) | About: photo | On: Sep 24, 2018 9:24pm PST | Rating:



Wonderful!

96. | Made by: [fotoeffects](#) | About: photo | On: Sep 24, 2018 9:18pm PST | Rating:



Dramatic clouds!

97. | Made by: Louis Mazzatenta | About: photo | On: Sep 24, 2018 7:07pm PST | Rating:



George: I read your statement after I wrote the review. I would have sworn you were in an airplane above the clouds when you made this photo. That is the impression the photo gives. Hey. You saved the price of a plane ticket!

98. | Made by: Louis Mazzatenta | About: photo | On: Sep 24, 2018 7:02pm PST | Rating:



There are rainbow pictures and there are rainbow pictures. This is one of the best. The sense of space and vast sky and terrain that the rainbow spans is quite magnificent. The photographer did the right thing by going wide to capture the whole scene. The rule of thirds is followed nicely with the horizon at the lower third. The bright colors of the rainbow adds a spark to the photograph. The horizontal clouds at the horizon add drama to the scene. The landscape of flattened mountains adds more interest to the landscape. Quite incredible that the photographer was in the right place at the right moment. Congratulations. This photo would make a wonderful big print on a favorite wall.

99. | Made by: Louis Mazzatenta | About: photo | On: Sep 24, 2018 6:52pm PST | Rating:



Very fine combination of a sharp center of interest frozen against a waterfalls blurred with a slow shutter speed. This is an excellent technical accomplishment in the camera combining slow shutter speed with a sharp center of interest---namely the figure with arms outspread. A great pose, incidentally, that conveys the exuberance and exultation the person in the photo must feel at the base of the falls. Composition of the massive stone rock, human figure and blurred water falls is well done. The soft light is perfect. Strong sunlight would have made a much less attractive image . Excellent photograph!

100. | Made by: Louis Mazzatenta | About: photo | On: Sep 24, 2018 6:43pm PST | Rating:



Beautiful light! Great composition. Good use of negative space to emphasize the beautiful light and detailed shape of the clouds. This photo was made in such a way that makes one think the photographer was not in an airplane when he took it. But rather, it appears the photographer was himself flying freely only with his own body and camera through space. This photo is all about capturing beautiful light and

space in the viewfinder as it is flying by. A very nice capture and the photographer was there at the right moment in time.

101. | Made by: Louis Mazzatenta | About: photo | On: Sep 24, 2018 6:36pm PST



Why is it I love photos shot through windows covered in rain drops? Perhaps it is the somber mood created. I am reminded of a Bible verse from the King James version of the Bible, 1 Corinthians Chap 13 verse 12: "For now we see through a glass, darkly; but then face to face: now I know in part; but then shall I know even as also I am known." So I look at the image obscured by the rain drops and look for the image beyond. Here it is trees and leaves but not seen clearly. So the photo arrests my vision and mind. I want to see more. The effect on my viewing is calming and pleasing. I took a picture through a bus window covered in rain drops with the bulbous towers of St. Basil in the Kremlin once. It is a favorite photo. This photo proves that one should never put the camera down just because it is raining. In fact, it is all the more reason to pick up the camera and photograph. Rainy weather can make for great photos.

102. | Made by: OLLI Photo Club | About: photo | On: Sep 21, 2018 6:56pm PST



From Susan Roose

Several weeks ago, it was raining hard and very windy. Even with 2 foot eaves, the rain was hitting the top of my patio door. The picture is of my patio thru the raindrops on the glass.

103. | Made by: George Bradshaw | About: photo | On: Sep 20, 2018 6:23pm PST



After last year's total solar eclipse I strolled around the grounds of the hotel near Anderson, South Carolina, looking for closing shots. During the three-hour eclipse were scattered clouds occasionally obscuring an intervalometer sequence of the progression of the moon across the face of the sun, but, fortunately, totality was cloud-free. So half the closing shots were of those pesky clouds.

The Raw file showed only the slightest hint of golden light on the bright parts of the clouds. Increasing vibrance brought out the gold. Then de-hazing brought out more detail in the clouds, at the expense of darkening the entire image. So, finally, some tonal adjustments brightened the main subject and the sky, and darkened the foreground clouds. I like the way the foreground clouds appear to be a tree line and the sky appears painterly.

104. | Made by: George Bradshaw | About: photo | On: Aug 27, 2018 1:26pm PST



Finally, I applied the contrast-related adjustments to the original post-processed image to bring out the textures and focus more clearly on the image center. All thanks to Bob's comment.

105. | Made by: George Bradshaw | About: photo | On: Aug 27, 2018 1:12pm PST



The B&W version came out so well that I thought a hint of color in the highlights would provide an ambiguity that would even more attract the eye. This was accomplished using Split Toning, setting the highlight color to 69 degrees (on the 0 to 360 scale), and the saturation to 49. This adjustment caused a change in overall contrast compared with the B&W version; recovering that contrast required adjustments with several tools: blacks, shadows, contrast and clarity.

106. | Made by: George Bradshaw | About: photo | On: Aug 27, 2018 1:05pm PST



The B&W version. Shadows and Blacks are reduced to bring out the texture in the back wall and to let the center of the image come to the fore.

107. | Made by: George Bradshaw | About: photo | On: Aug 27, 2018 1:02pm PST



An altar in Burning Man's Temple at the Renwick. This is the original post-processed photo. Bob Kelberg suggested that this photo would display well in B&W.

108. | Made by: Louis Mazzatenta | About: photo | On: Aug 08, 2018 8:27am PST | Rating:



The flag with a bit more color--- but mostly the clouds--- make this the best rendering of Ed's fine illustration. The detail on the wings of the planes is easily seen too. The exercise goes to show that a few extra thoughts can greatly improve an image. And of course it helps to know how to do it!

109. | Made by: George Bradshaw | About: photo | On: Aug 07, 2018 9:53pm PST



Adjustment of Competition Submission of 2016.09 by George Bradshaw

Adjustment 3 of 3: Feather detail darkened to make bird stand out a bit more.

110. | Made by: George Bradshaw | About: photo | On: Aug 07, 2018 9:24pm PST



Adjustment of Competition Submission of 2016.09 by George Bradshaw

Adjustment 2 of 3: Richer and darker rendering of the gold water and reflections.

111. | Made by: George Bradshaw | About: photo | On: Aug 07, 2018 9:23pm PST



Adjustment of Competition Submission of 2016.09 by George Bradshaw

Adjustment 1 of 3: Heron's shadow darkened.

112. | Made by: George Bradshaw | About: photo | On: Aug 07, 2018 9:21pm PST



Original Competition Submission of 2016.09 by George Bradshaw

Comments from Lou Mazzatenta:

Very nice shot. Perhaps it could have been darkened so the long shadow and feather detail on the bird stand out more. A little richer and darker rendering of the gold water and reflections would help. Try doing these things in Photoshop or the software you are using and see if you like it.

113. | Made by: [Edward Marion](#) | About: photo | On: Aug 02, 2018 8:44pm PST | Rating:



You probably are wondering why we decided to post 3 versions of the same image. My thanks go to Lou, who suggested bolder, more saturated colors + added contrast, however improving the flag obscured the US Army logo and detail on the biplanes.. The yellow fuselage and wing details were enhanced by adding a new cloud layer & changing the layer blend mode from " normal " to " pinpoint ". . It's nice to re-work and re-imagine older compositions, to achieve better results more often than not.. You won't know until you try !

114. | Made by: [OLLI Photo Club](#) | About: photo | On: Jul 16, 2018 7:46pm PST



Lou was so taken with Ed's photo that he made his own interpretation. Sometimes a single composition is so rich that it can express many ideas, much like a director and actor reinterpreting Shakespeare.

From Lou: "I worked on Ed's "Patriotic Planes on Parade" composition to add vibrancy, weight, color, contrast in order to add drama to the image. I'm not saying it's better. It's just another way....."

115. | Made by: Louis Mazzatenta | About: photo | On: Jul 16, 2018 6:35pm PST



You are right. They are going into battle so still appear in clean, untorn and undamaged uniforms. The light is rather nice and even, I know what you mean about extreme lights and darks stretching the ability of the chip to retain detail. The men were mostly in the shade and the leaf canopy served as a light diffuser. There was also some post processing involved to retain detail in the uniforms.

116. | Made by: George Bradshaw | About: photo | On: Jul 16, 2018 3:59pm PST



The 4th of July parade in downtown Fairfax City must have had hundreds of entrants of all varieties, from politicians to protesters, from the Kona Karts to a 468 Mustang, from the Girl Scouts to the Redskins Marching Band. And there were plenty of corn dogs. So we had lots of opportunities to capture interesting images.

I generally tried to include onlookers for context but sometimes an icon demanded its own portrait, such as the mascot for our Stanley Cup team. And with my lens/camera combination, an f/7.1 over street-width distances seemed to provide backgrounds with just the right blurriness.

117. | Made by: George Bradshaw | About: photo | On: Jul 16, 2018 2:45pm PST



Now knowing the history of this re-enactment, I wonder whether this image represents a time before or after the engagement. If after, the victors appear little worse for wear, despite marching out of step from the exhaustion of battle; if before, their uniforms seem unspoiled and their determination steadfast. I prefer to think of this as before the battle.

A number elements combine in this image to support the “before” story: lighting, perspective and colors. The lighting is uniform, with enough sun penetrating the tree crowns to avoid dark shadows and to clearly show actions and elements: the marching squad, the squad leader, and their uniforms, rifles, and satchels.

The perspective upon faceless soldiers marching into an unknown future captures a key element of warfare, and the squad’s vanishing point seems to support this unknown by appearing to be outside the frame. The near soldier in the light uniform and the squad lead bind the squad to the present, while also keeping the viewer bound within the frame and limiting his understanding of the future/vanishing point.

Contrasting these cultural elements are the colors of nature, which blend with the colors of the culture. Nature’s greens and browns are soothing and inviting. The vertical grays of the trees and the uniforms seem to blend naturally, but the soldierly shapes belie those pleasant feelings.

Yes, quite a story this little photo tells.

Technically, I’d like to know whether the lack of shadows was due to an abundance of leaf-filtered light, or

to post-processing. I spent last weekend in the Shenandoah woods where bright rays peered through the canopy, causing darks and lights that stretched the camera's dynamic range.

118. | Made by: Louis Mazzatenta | About: photo | On: Jul 15, 2018 7:10pm PST | Rating:



There is something pleasing about this photo. The pretty girl in foreground has a nice smile and is nicely placed to the side with the kilted band entering the photo in the background. The photographer popped a flash to brighten the girl's face. This is not a bad idea but the flash is too strong on the girl's face. The flash needed to be stopped down a bit. The band members could have been brightened a bit and the buildings in background darkened some ---all in Photoshop. It's a tough lighting situation but better control of the flash and a little Photoshop could have better balanced the lighting in the scene. The photographer took the photo at just the right moment. Good timing.

119. | Made by: Louis Mazzatenta | About: photo | On: Jul 15, 2018 6:58pm PST | Rating:



This is a fun shot of a Caps mascot. It was well composed with strong color and it's tack sharp since you can read even the small type on the creature's shirt. Use of a wide f stop was a good choice. It throws the background way out of focus and makes the mascot stand out very well. Parades are always in motion and the photographer did well to capture this moment. It's a strong image that has impact. Good shot.

120. | Made by: Louis Mazzatenta | About: photo | On: Jul 15, 2018 6:48pm PST | Rating:



Ed has done a excellent job here that displays his thoughtful sense of creativity. Combining the bi winged airplanes against the flag is a neat idea. I like the planes in strong colors well placed against the stripes of a faded flag. The photo meets the requirement of the assignment since the planes are in parade formation and were photographed at a parade. My one thought is to try burning in the color of the flag around the planes a little darker and richer. This would give a bit of a "spotlight" effect around the planes. Not sure this would improve the photo but it would be interesting to see. I tried to save the photo to do such a move in photoshop but was not allowed to do it. The class was correct in choosing this the best photo of the month.

121. | Made by: Louis Mazzatenta | About: photo | On: Jul 15, 2018 6:29pm PST



I took this photo at a Civil War re enactment of the Battle of Balls Bluff. It was a disastrous defeat of Union troops as they tried to cross the Potomac River at a location near what is today near Leesburg in Loudoun County. A prominent U.S. senator, Edward Baker was killed here. I took many photos but liked this one as it met the requirement of the assignment---parades. The precise uniformity of the Rebel

soldiers marching off to battle through a colorful and beautiful landscape appealed to me. Long ago when I worked as a college intern on a small town newspaper in Indiana, main street was blocked off to traffic for repair. So I photographed a couple from behind as they walked down the middle of the deserted main street. The owner of the paper came up to me to say he liked the photo but wondered why I didn't photograph the couple from the front. He said the fronts of people were more interesting than their backs. I always recalled his advice and have usually followed it by photographing the fronts of people. However, once in a while there is no harm in breaking that rule if it makes a decent picture.

122. | Made by: [Edward Marion](#) | About: photo | On: Jul 15, 2018 1:47pm PST



A formation of vintage airplanes flew in the July 4th Parade above Fairfax City. The bi-planes made an interesting patriotic collage when combined with an American flag using layers blended in PhotoShop.

<https://olliphotoclubgmu.smugmug.com/Photographers-Projects/Independence-Day-Festivities-20180704/>

Use the link for additional , more typical, Independence Day Parade festivities by Olli Photoclub members.

123. | Made by: [Edward Marion](#) | About: photo | On: Jul 15, 2018 11:26am PST | Rating:



Osprey at Huntley Meadows, Alexandria, Virginia

124. | Made by: [malcolmjenkinsphotography](#) | About: photo | On: Jun 14, 2018 11:53pm PST | Rating:



Great shot.

125. | Made by: [fotoeffects](#) | About: photo | On: Jun 14, 2018 9:10pm PST | Rating:



Terrific!

126. | Made by: [fotoeffects](#) | About: photo | On: Jun 14, 2018 9:08pm PST | Rating:



Outstanding shot, great detail!

127. | Made by: [fotoeffects](#) | About: photo | On: Jun 14, 2018 9:07pm PST | Rating:



Superb!

128. | Made by: [fotoeffects](#) | About: photo | On: Jun 14, 2018 9:07pm PST | Rating:



Incredibly beautiful capture!

129. | Made by: [Eyeshots](#) | About: photo | On: Jun 14, 2018 8:53pm PST | Rating:



Beautiful shot - stunning Bokeh!

130. | Made by: [Eyeshots](#) | About: photo | On: Jun 14, 2018 8:48pm PST | Rating:



Fabulous! That stare is almost identical to the one my husband gives me!

131. | Made by: [Eyeshots](#) | About: photo | On: Jun 14, 2018 8:47pm PST | Rating:



Stunning! He almost totally blends in with the Lobster Claw!

132. | Made by: [Photoarts](#) | About: photo | On: Jun 14, 2018 12:34pm PST | Rating:



Awesome wild capture.

133. | Made by: [KDP450](#) | About: photo | On: Jun 14, 2018 11:36am PST | Rating:



Attitude! Great capture.

134. | Made by: [KDP450](#) | About: photo | On: Jun 14, 2018 11:35am PST | Rating:



What a great face. Lovely detail and colours.

135. | Made by: [KDP450](#) | About: photo | On: Jun 14, 2018 11:35am PST | Rating:



Great image. Looks like it is about to dive for a fish.

136. | Made by: [KDP450](#) | About: photo | On: Jun 14, 2018 11:28am PST | Rating:



Wonderful lighting and detail. Great little family shot.

137. | Made by: [Louis Mazzatenta](#) | About: photo | On: Jun 14, 2018 10:35am PST



Thanks, George. The larger pixels were added in "smart sharpen" in Photoshop. It gave an effect I found of interest.

138. | Made by: [OLLI Photo Club](#) | About: photo | On: Jun 14, 2018 9:13am PST



From George Bradshaw

What a pose! Perfectly level eyes, but with uneven ears giving the impression of a slight !+\$% to the head, as if imperiously dismissing the viewer for his impudence in gazing upon the royal countenance... the open beak, in mid-sentence, adding terrible weight to charge. Well... I'm sure there are other interpretations. :-)

The full face (eyes, beak and surrounding facial feathers) is in crisp focus, with the rest of the body gradually defocusing toward the background bokeh: this quickly draws, and keeps the viewer's eye on the business end of this owl. The only thing I can think of to improve upon this composition is to darken the bright portion of the bokeh on the right side.

Given how crisp the focus is, I'd be interested to know whether the camera was on a tripod.

This is a great photo! The photographer should consider employment with the NGM to share his talent with a wider audience. ;-)

139. | Made by: [OLLI Photo Club](#) | About: photo | On: Jun 14, 2018 9:01am PST | Rating:



From Lou Mazzatenta

Very fine photo. I've seen this scene before many times in photos. But this photo proves that you can always make a good photo of a subject that has been photographed many times before. The hands make this picture different from others I've seen. Three subjects, the rule of having odd number of subjects in a frame, in this case three, is confirmed in this photo. The three figures are in semi silhouette against the light blue marine scene. The porpoise swimming by was captured at precisely the right place. Lighting, color, composition, action are all pretty perfect in this shot.

140. | Made by: [George Bradshaw](#) | About: photo | On: Jun 14, 2018 8:51am PST



Here we have a study in textures, colors and lines. The turtle's head shares the texture of the ground, almost blending into the ground as if by a transparency effect. Most of the turtle and some of the ground share the same colors. All this gives the image's components a unified appearance.

The composition has the turtle positioned in the same direction as the lines of the ground, leaving the perception of forward motion. But the more organic lines of the turtle add an interesting contrast to the ground lines.

Zooming into the image shows another artistic-like effect: the apparent enlargement of the pixels. Would be interesting to know how this was done.

141. | Made by: Louis Mazzatenta | About: photo | On: Jun 14, 2018 8:21am PST | Rating:



This is a very nicely composed shot of a frog clinging to a plant. It shows how nature provides a natural defense for creatures by giving them color camouflage in the wild to hide them from predators. The photo illustrates that very well. The colors, so important to the point of the picture, are well captured. The plain background helps set them off. The photographer has a knack for being in the right place at the right time. She proves the point that it is important to just "be out there" where pictures are happening.

142. | Made by: Louis Mazzatenta | About: photo | On: Jun 14, 2018 8:13am PST | Rating:



This photograph reveals the beautiful color and design of a wood duck. It confirms the old maxim: "f8 and be there". The photographer was in the right place at the right time. The detail of the duck's body is nice revealed by the sharp focus and good exposure. The tight crop is good though it might have been better by including the tail .

143. | Made by: [Byron Fair Photography](#) | About: photo | On: Jun 14, 2018 8:05am PST | Rating:



Beautiful shot

144. | Made by: Louis Mazzatenta | About: photo | On: Jun 14, 2018 8:02am PST | Rating:



A patriotic dog! Picture is taken at a good angle and the dog is photographed at a nice moment. The offbeat composition is fine with the dog positioned far to the left and street going off into the right background. The American flag adds extra meaning in the photo to think about.

145. | Made by: Louis Mazzatenta | About: photo | On: Jun 14, 2018 7:57am PST | Rating:



Nicely composed photograph of bison in a field. There are three creatures in this photo. It is a good idea of have odd numbers of subjects in a photo--3's, 5's, etc. They compose better in a frame. The adult animal is so large in the photo and focus is soft. Picture might have been better focusing on it. The younger calf probably would still have been in focus especially with a slightly smaller aperture. The bird would have been sharper too. The one strand of grass in front of the bird might have been taken out in post production to make it stand out better.

146. | Made by: Louis Mazzatenta | About: photo | On: Jun 14, 2018 7:51am PST | Rating:



Cute shot. Photographer didn't have to leave home to shoot it. Animals are nicely positioned. Good catchlights in the eyes. Color, composition and focus are all good. A little post production to bring out some detail in the black fur would have helped the picture. Good idea of the photographer to bring the two panda dolls together and in this position.

147. | Made by: Louis Mazzatenta | About: photo | On: Jun 14, 2018 7:47am PST | Rating:



Sweet pandas. They look like they are posing just for the photographer. It's a nice moment. The position of the pandas together is good. A flash fill would have helped to bring out the eyes and detail in the black fur. There are some white smudges against black areas in the pandas' bodies. These might have come about from shooting through a window or post production efforts to bring out detail in the black fur. When shooting through a window, either use a polarizer filter or put camera lens directly on the window to eliminate reflections. Picture could have been cropped tighter in the viewfinder especially to eliminate much of the foreground.

148. | Made by: Louis Mazzatenta | About: photo | On: Jun 14, 2018 7:39am PST | Rating:



What a wonderful shot of a Blue Heron family. The two babies really make the photo. Quality of the image is excellent and the photo could not be any sharper. The lighting is very, very nice. It appears that the sun is the only light source and it is all the photographer needed to make this a great shot. This is a classic image and demands to be printed up large and hung for display.

149. | Made by: Louis Mazzatenta | About: photo | On: Jun 14, 2018 7:35am PST | Rating:



Oops. Pardon my comment on your previous picture. You did exactly what I suggested. You made this shot of the organism from a higher angle. Good for you. The lighting from the back gives shape to all the organisms in the picture. The photo is well composed and the colors are pleasing. Consider using a

smaller aperture to get greater depth of field so entire image is sharp. Also the highlights in the middle of the picture could have been darkened somewhat in post production.

150. | Made by: Louis Mazzatenta | About: photo | On: Jun 14, 2018 7:29am PST | Rating:



What a beautiful sea creature. The colors and patterns on it are marvelous. The photographer might have tried one more shot from a higher angle to reveal more of the organism's shape and design.

151. | Made by: Louis Mazzatenta | About: photo | On: Jun 14, 2018 7:26am PST | Rating:



Looks like a bald eagle soaring in flight. The bird is photographed at a good moment with wings outstretched in flight. The angle is unusual and excellent. The backlighting on the wing tail and wing feathers brings out the detail in both. Position of the bird in the frame is nice. I would have lightened the face of the bird in post processing carefully especially to bring out the eye.

152. | Made by: Louis Mazzatenta | About: photo | On: Jun 14, 2018 7:22am PST | Rating:



Good idea to add image to delete a tree trunk. The background is very pleasingly out of focus. This is a very strange looking bird. The photographer has moved to the side for a profile view which is quite interesting. Focus is perfect revealing the detail on the bird's body. Catchlight in the eye is good. Catchlights can be captured when the subject looks at any light source be it a strobe, sky or window.

153. | Made by: Louis Mazzatenta | About: photo | On: Jun 14, 2018 7:16am PST



This is a fine portrait of an owl and what a distinguished looking feathered creature it is. Capturing creatures displaying behavior is another whole side of photography. Photographers who specialize in this type of photography, spend days, weeks and months getting good behavioral pictures. So the photographer in this case need offer no apologies. Color is good and the crop in the viewfinder is good. Focus is perfect with excellent sharpness. To improve the photo, I would suggest trying to pop a strobe to get catchlights in the owl's eyes.

154. | Made by: Louis Mazzatenta | About: photo | On: Jun 11, 2018 7:05pm PST



This photograph commands the viewers eye. The fox looks eyeball to eyeball with the photographer. I have a fox family in my back yard and have photographed . I have yet to get a photograph as good as this one. It may look easy to take but it isn't. The photographer has done a perfect job using the right lens and a perfect crop in the viewfinder. The color is accurate throughout. The texture of the fox's fur and that of the tree bark shows the photographer has focused precisely on the subject. I might only suggest the picture could have been darkened in the foreground across the bottom of the photo to downplay the twigs and forest jumble. It would keep the viewers eye even more focused on the fox.

155. | Made by: George Bradshaw | About: photo | On: Jun 09, 2018 3:37pm PST



Capturing backgrounds in this raptor photo shoot was fairly easy given the time of year and the location at a woods' edge. No matter the color of the bird (browns, blacks, reds...), the background seemed to blend or contrast perfectly. In this image I had to "clone stamp" a bit, copying about 10% of the good background onto the left edge of the image which had a tree trunk.

156. | Made by: George Bradshaw | About: photo | On: Jun 09, 2018 3:36pm PST



My owl photos, this one and "...or what's a Heaven for?" were taken during a raptor photo shoot at last November's Nature Visions Photo Expo in Manassas. The handlers brought out different birds to the wood's edge for the delight of a dozen shutterbugs. One of the advantages of this kind of shoot is that the animals patiently pose against fairly consistent backgrounds, which gave me plenty of time to frame and focus. But the owl shots were much crisper – perhaps because their faces offer a more planar and larger area for the camera's autofocus feature, compensating for my shaky hand. One disadvantage is that there are limited opportunities to capture more natural activities – the few times a bird spread its wings or shook its feathers was accompanied by the din of clacking shutters as the photographers responded in giddy glee.

To get this shot I had to be standing in just the right position; in some cases the photographers graciously took turns, spending a few seconds in these key positions and then letting another take his place.

157. | Made by: Lynn Cline | About: photo | On: Jun 09, 2018 7:26am PST



I came across this fox while hiking. After a few photos, I moved on but kept looking to see if the fox was still there. He followed me and when I reached an opening in the vegetation, he was watching me from between two trees. I liked the framing by the trees, and the look on his face.

158. | Made by: [Bruno Suignard](#) | About: photo | On: Jun 08, 2018 11:24pm PST | Rating:



Excellent!!*****

159. | Made by: [fotoeffects](#) | About: photo | On: Jun 08, 2018 5:26pm PST | Rating:



Fabulous!

160. | Made by: [OLLI Photo Club](#) | About: photo | On: Jun 08, 2018 2:52pm PST



From Hillary Rubin:

“Just Hangin' Out “ was taken in Costa Rica where my husband and I have traveled three times. I love to walk through the rain forest and on paths searching for natures gifts. I spotted this frog hanging off a stem and it looked like it found a family member - same coloring, same ovoid shape, and just cuddled in. It belongs there...and is protected from any enemies as it fits in to its environment. Amazing how nature works.

161. | Made by: [OLLI Photo Club](#) | About: photo | On: Jun 08, 2018 2:50pm PST



From Hillary Rubin:

“No Tale to Tell” was serendipitous. While I was sitting on a bench at Burke Lake, holding my camera, looking around for a subject, this wood duck and it's mate paddled by. It was so beautiful I hesitated before remembering to “ shoot “ it. I returned everyday for the next week, wanting to find it again, but they had moved on. It prompted me to do research on wood ducks.

162. | Made by: [George Bradshaw](#) | About: photo | On: Jun 08, 2018 12:40pm PST



Certainly, the most photogenic animal in this gallery, a well-framed image, and a lucky moment caught during the frenzy. All characteristics of a top-notch photograph appropriate for a magazine cover or hanging over the mantle. However, many disturbing elements of this image prevent it from being considered as photo of the month. Oh, where to start? Let's examine the gorilla in the room (pardon the

lack of PC). Chaining this poor creature to the drum kit to improve the chances of capturing (oh, no, a hint of PC-phobia... Rats! Whoops, I mean, Darn!) ... of capturing a riveting pose is beyond the pale, while in arrogance the photographer disregards the consequences of a PETA lawsuit. And see how thin and Muppet-like are the animal's arms? Obviously malnourished. The extensive skin rash, unkempt mane, missing upper teeth, bulging eyes... all indications of caretaker negligence if not active abuse. Now that we've considered the obvious, let's examine the photo craft.

A slower shutter speed to capture drumstick motion would juxtapose nicely with the crisp focus of the drums. The hues heavily lean toward the red/orange spectra; to add spice, the photographer should extend his palette with camel, canary, coral, etc. And such a dark background evokes images of a jazz club vacated in the wee hours by all but miscreants – Photoshopping in a gentle beach scene would let the eyes relax instead of focusing upon the frenzy at hand.

All in all, a nice try on the part of the photographer, but... Out!

163. | Made by: George Bradshaw | About: photo | On: May 21, 2018 12:24pm PST



Version 2 of this photo includes muddy water as a reminder of the runoff from the denuded land during construction of National Harbor.

164. | Made by: George Bradshaw | About: photo | On: May 21, 2018 12:19pm PST



Fortunately, several days of Spring rains turned the Potomac brown, so version two of the National Harbor photo (next photo in gallery) could represent the muddy runoff of construction as well as denuded land symbolized by brown sky. Though this photo was taken later in the day, altering the white balance mimicked the earlier morning sky.

165. | Made by: fotoeffects | About: photo | On: May 17, 2018 9:23pm PST | Rating:



Very dramatic!

166. | Made by: George Bradshaw | About: photo | On: May 17, 2018 8:25pm PST



This photo exemplifies the wow factor, visually and emotionally. The cooling tower, flue stacks and emissions are in stark contrast to the sky, land and water for two reasons (maybe more): first, the structures, along with their reflections, comprise much of the lower half of the image which would

otherwise be a simple and inviting lowland and waterscape. Second the structures and emissions dominate the sky, which is reduced from a grand canopy to a mere background highlighting man's impact.

The choice of representing the image in black and white takes advantage of the dramatically unnatural graphic whites juxtaposed with subtle sky blues and forest greens, desaturated to accent artificiality and to subdue Nature.

Other items to note. The choice of aspect ratio, 4x3, squarer than typical, increases the tension between the horizontal land- and waterscape and the vertical elements of Man. The gradually darkening sky in black and white puts Nature at odds with herself: human eyes would see a hazy, grayish sky on the horizon becoming a wonderfully luminescent blue at the higher elevations. The foreground is much closer to the camera than the structures, but their reflections seem to intrude upon that foreground.

167. | Made by: Louis Mazzatenta | About: photo | On: May 17, 2018 6:13pm PST



I took this picture with a cell phone while driving. Actually, my wife was driving and I was in the passenger seat. I was surprised by the sharpness of the image. I thought it would be more blurry since it was taken from a moving car. The color in the original picture did not add much to the scene. So I tried it in black in white. I liked the way picture, without color, emphasized the vertical smoke stacks and plums of white smoke. It made the point more strongly of man's impact on nature.

168. | Made by: Louis Mazzatenta | About: photo | On: May 17, 2018 6:07pm PST | Rating:



Okay. This photograph does precisely what I just described in the previous picture. The photographer has done all the right things. He/she picked the right time of late evening to get the last light of day which puts color into the sky. He/she has used a wider lens to capture the sweep of a great city. All it needs is what the previous picture did have, a view down a street---but with the blurred headlights of cars. Quite a nice image.

169. | Made by: Louis Mazzatenta | About: photo | On: May 17, 2018 6:03pm PST | Rating:



Well, the verticals are vertical. Good job, photographer. We see a lot of scenes like this anymore and some are extremely spectacular and imaginative. This photo needs something more to gain that stature. Probably using a slow exposure to get long, blurred headlights on the street below might have helped. Photographing at last light of evening so that the sky has an orange or bluish glow. That would have given natural color to the scene to contrast with the window lights. A wider angle might have made a more sweeping and exciting view. I'm not sure but worth a try.

170. | Made by: Louis Mazzatenta | About: photo | On: May 17, 2018 5:58pm PST | Rating:



I like this picture. The engravings on the bark show man's imprint on nature. That fulfills the assignment well. I like the composition with the eye being led through the foreground trees to the path beyond. The scene might have been darkened a little in post production---it's slightly over exposed. The photographer might have tried one more composition getting closer to the engravings on the bark to make them a little more readable and perhaps dramatic. Also, by being a little more patient, the photographer might have gotten one more shot with a person walking a dog or a couple walking hand in hand to provide a definite center of interest to the scene. Just a thought.

171. | Made by: Louis Mazzatenta | About: photo | On: May 17, 2018 5:50pm PST | Rating:



I would call these "documentary" photographs. They record the reality of three scenes in a direct way. The photographer is invisible. His subjects tell the story. I've always liked the work of photographers who capture images that reveal what is in them, not who took the photograph. I'm referring to photographers who repeat the used of techniques such as figures in the foreground in deep shadow, extreme angles and colors, and similar subject matter. The photograph should speak for itself and what's in it---not for the photographer who reaches for self gratification and acclaim. Presenting the three photographs with just the right words is imaginative and nicely done. As for getting more a more muddy river , I suggest you go down to same spot Friday morning. It should be a gray day and the river should be running quite muddy after all this rain!

172. | Made by: George Bradshaw | About: photo | On: May 12, 2018 5:32pm PST



A week before the competition I had an opportunity to visit Joe Miller's Abstract Gallery, a wonderful stone edifice in the woods, just a hundred feet from his stone house which is integrated beautifully into the natural landscape. This sparked the idea of contrasting the different approaches people take to leaving a cultural footprint on nature. The Bad is National Harbor which destroyed a beautiful cove; the first time I saw the devastation was from a plane landing at National Airport when the parcel was denuded and muddy water spread beyond the cove. The Ugly is a neighborhood garden retaining wall, doubling as a plant bucket shelf and fence.

The compositional challenge of the Bad photo was to try to depict muddy water, so I thought that a sunrise photo (sun just to left of image) would provide enough golden light to muddy the water, but the water still exhibited a blue hue from the sky behind me. I'll have to visit again after a hard rain.

173. | Made by: Edward Marion | About: photo | On: Apr 27, 2018 4:42pm PST



Hi Lou ... This photo was taken at the MGM National Harbor Casino. There are 3 different glass displays built into the hallway floors on the main level. Everyone stops to look down at what must be a series of mirrors + different combinations of LED lights , creating an unusual and colorful sensation of depth. Bright afternoon sun streaming thru tall windows projected my shadow . There was no way to escape or eliminate the shadow by walking around to all 4 quadrants, so I gleefully stepped onto the edge and took the photo with my cell phone , and was pleased with the result . "You don't always get what you want, but sometimes you get what you need" (Mick Jagger) . I recommend the experience to all who wish to try.

174. | Made by: Louis Mazzatenta | About: photo | On: Apr 19, 2018 7:04pm PST



Thank you for that wonderful critique, George. You actually see more in the photo than I did. You spell all the detail out so well. Thank you!!!

175. | Made by: Louis Mazzatenta | About: photo | On: Apr 19, 2018 7:01pm PST | Rating:



Very fine photo of Japanese cherry trees in blossom. The runners are nice separated and spaced out along the curve of the tidal basin. There are many curves in the blossoms as well. So the photo meets the criteria of the assignment on curves. The colors are pleasantly soft with one figure in red jacket popping out of the scene. The picture has a real, non posed appearance. It's a moment in time when all the elements came together nicely. The picture shows the patience the photographer needed to capture this scene

176. | Made by: Louis Mazzatenta | About: photo | On: Apr 19, 2018 6:56pm PST | Rating:



Sorry. I do not see curves in this photo. Photographer needs to be more aware of light, composition, color, angle and action when making photographs. These are the elements that combine to make great photographs.

177. | Made by: Louis Mazzatenta | About: photo | On: Apr 19, 2018 6:53pm PST



Nice scene but this image does not respond to the theme of curves. There are no strong curves in the image. Perhaps back in the photo one can see curves in the stream but they are too far back to make the point of "curves" strongly enough.

178. | Made by: Louis Mazzatenta | About: photo | On: Apr 19, 2018 6:51pm PST | Rating:



The photographer definitely found a strong curve in this tree limb. The sun light skims the bark to show it in good detail. The leaves out of focus make a good background. Making the image black and white is a good idea and gives emphasis to the shape of the curved tree limb. Photographer did good job in addressing the theme of this assignment on curves.

179. | Made by: Louis Mazzatenta | About: photo | On: Apr 19, 2018 6:47pm PST | Rating:



Once again, we have a photo with curves galore. This is obviously a work of art that shows an artist's rendering of a french horn. There are tons of curves in this image. It is a documentary photo that shows the artwork in place in the museum. No special lighting or color has been brought to bear. The photographer did choose a good angle to capture the complete and interesting shape of what I would call a wicker work of art.

180. | Made by: Louis Mazzatenta | About: photo | On: Apr 19, 2018 6:43pm PST | Rating:



I really wonder where and how some of the Olli photographers come up with their images. This is quite imaginative. I like the form of the human figure in silhouette in foreground center. I like the curves going horizontally and the dots and dashes in colors going vertically. Please, photographer, tell us how you did this.

181. | Made by: Louis Mazzatenta | About: photo | On: Apr 19, 2018 6:40pm PST | Rating:



Curves aplenty here. What a nice study of a mollusk. Photographer did a great job in subtly capturing the lines, curves, shape and design of the mollusk. The white background is perfect. Even the membranes of the mollusk can be seen. Great study and photograph!. Very nicely done, John. Congratulations on a very fine study of a mollusk.

182. | Made by: Louis Mazzatenta | About: photo | On: Apr 19, 2018 6:35pm PST | Rating:



This is a beautiful scenic image of a frosty scene in Death Valley. I love the hint of color and the multitude of peaks in the scene. The ribbon of water running vertically down to the river below gives a center of interest to the photo. It does have a nice curve in it so the picture qualifies to meet the theme. I wonder what the purple or magenta landscape at the very top is. I think it's a mistake in post production. Photographer please explain. Otherwise the picture captures an interesting folding of geological landscape.

183. | Made by: George Bradshaw | About: photo | On: Apr 19, 2018 5:59pm PST



Not sure whether one can move far enough away to use a telephoto; I'll keep that in mind for the next visit. I wonder if a telephoto pan would work.

Here are a couple of links on the symbolism of the Pentagon Memorial.

Brief description of symbolic elements: <http://aweinclusive.com/pentagon-memorial-symbolism-guide/>

Note on the symbol of the victims' unity: <https://www.nationalgeographic.org/media/pentagon-memorial/>
"This architectural design aims to unify victims without regard to their status as man or woman, military or civilian, rich or poor."

184. | Made by: OLLI Photo Club | About: photo | On: Apr 19, 2018 4:27pm PST | Rating:



A photo can be striking when one subject or characteristic stands out. This photo struck me because three subjects, all in the same line of sight, and each with their own characteristics stand out. And there is no end to The Castle's sets of triple characteristics. But first let me comment on the three subjects being in the same line of sight. Many photographers, I'm afraid, would look at this and say it's too complex, has too many subjects, and that their eyes are distracted and pulled back and forth by all the detail. To that I say, "Hogwash!" To me, this photo captures reality one might see in person. Imagine walking down the street and seeing an elegant, private residence behind an ornamental wrought iron gate and fronted by such a grand tree. The walker would try to take it all in as quickly as possible. Where would his vision fall? Perhaps on the tree which, along with the house, is in focus. Correspondingly, the walker would be fully aware of the gate but, at that moment, it would be slightly out of focus: and, indeed, the image of the gate is soft, though highlighted by the flash to add that in-person attention which might be lost due to limitations of camera technology. Yes, reality is not simple; this image captures the reality.

The Castle, in addition to being a guide for line-of-sight composition, is blessed with interesting subjects, lighting, colors and textures. Of the subjects, we see the work of a metalsmith, Nature, and carpenters. Of the lighting, flash, shadow and speckled ambient. Of the colors, shiny, natural and manufactured. Of the textures, weathered metal, tree bark and castle façade.

There is much in The Castle for the imagination to dwell upon in delight.

185. | Made by: [fotoeffects](#) | About: photo | On: Apr 19, 2018 4:13pm PST | Rating:



Very nice!

186. | Made by: [OLLI Photo Club](#) | About: photo | On: Apr 19, 2018 2:50pm PST



Critique by Louis Mazzatenta

I like this image. It conveys a sense of power and strength. The photographer has fulfilled the assignment of finding curves nicely. I'm not positive what this is. It may be a rope or a vine of some sort. In either case, the photographer has moved in closely and zeroed in on the curved shapes. The photographer has composed the image nicely by making it go diagonally across the frame. The monochrome color lessons any color distraction and adds intensity to the shape. Well done.

187. | Made by: [OLLI Photo Club](#) | About: photo | On: Apr 19, 2018 2:49pm PST | Rating:



Critique by Louis Mazzatenta

This is a photograph of a curve formed by nature---a globe of ice formed by dripping water in freezing temperature. I like the play of color with the white ice formations against the liquid blue background. There is a scene that can be seen within the globe of ice. It reminds me of a picture within a lens. Even the two vertical icicles at right have horizontal curves in their formation. Very interesting image and photographer had a sharp eye to find and focus on it.

188. | Made by: [OLLI Photo Club](#) | About: photo | On: Apr 19, 2018 2:43pm PST | Rating:



Critique by Louis Mazzatenta

In this picture we see curves within curves. The photographer has done a nice job in meeting the assignment criteria. It is well composed against the plain sky and sea. The image has good exposure and density.

189. | Made by: [Photoarts](#) | About: photo | On: Apr 19, 2018 12:39pm PST | Rating:



Good light and composition

190. | Made by: [KDP450](#) | About: photo | On: Apr 19, 2018 10:39am PST | Rating:



Great little train.

191. | Made by: [Louis Mazzatenta](#) | About: photo | On: Apr 19, 2018 7:05am PST | Rating:



This is a very nice picture of curves in sand dunes. The composition is excellent. The photographer did good to capture the sun hitting the plant in foreground left against the dark shadow. The plant at right silhouetted against the bright sand also adds interest. Perhaps the bright sand dunes could have been darkened just a bit in post production to bring out the lines in the dunes.

192. | Made by: [Louis Mazzatenta](#) | About: photo | On: Apr 19, 2018 7:00am PST | Rating:



This is a very striking photo. It was made at the right time of day when still some ambient light in sky that provides detail to the darker areas. The lights on the memorials at dusk give an unworldly appearance and shape to the scene. I wonder about the symbolism of the shapes and what the artist had in mind. I believe each must represent a human being killed when plane crashed into Pentagon. Besides the striking lighting, the angle is well chosen with one memorial structure placed strongly in the foreground. The wide angle lens was the right lens for the scene. Although I wonder what the scene would look like taken with a telephoto lens from a distance that would compress the scene. F11 kept all the scene in focus nicely.

193. | Made by: [Louis Mazzatenta](#) | About: photo | On: Apr 19, 2018 6:49am PST | Rating:



The photographer found his position by finding the curve in the railroad track. It let him to a nice spot to capture the train as it emerges from the shadows of the forest. This exercise shows how a theme, such as "curves" can lead one to spot where a good photo can be made. This picture is taken at the right moment with the train providing a sharp center of interest. The curve of the track leads the eye directly to the train. The curve on front of the engine and the curve of the headlight both add to the theme. I like the shadows cast on the slope by the train. The bright reds of the train contrast nicely against the dark background. Fairfax County Park Service would be pleased to have a copy of this image. Especially nice if they would pay you for it.

194. | Made by: Louis Mazzatenta | About: photo | On: Apr 19, 2018 6:40am PST



This is a very pleasing photo to look at. It has a curve framing the main subject of interest. The young child is captured just at the right moment. The head and body are in profile and the expression of wonder on the face is captured. Lights against darks work well against each other to bring out the shapes and lines in the photo. Very nicely done, photographer!

195. | Made by: Louis Mazzatenta | About: photo | On: Apr 19, 2018 6:02am PST



Curves in what appears to be a piece of modern art. It is an interesting image because it makes the viewer wonder how the photographer got it and just what it is. The mixture of greens, reds, purples and blues is offbeat. The two circular, curved forms are well composed against the diagonal vertical strands at lower left. It would be good to hear from the photographer just how he got this image.

196. | Made by: robert kelberg | About: photo | On: Apr 13, 2018 2:18pm PST



Afternoon shot in Death Valley. The light on the foreground shrub, which strengthens the picture, lasted only about ten minutes. Post processed to make the dunes more golden than they are. Actually, on my monitor in Lightroom, the dunes are almost orange.

197. | Made by: robert kelberg | About: photo | On: Apr 13, 2018 2:14pm PST



taken just after sunrise in Death Valley. A very cold morning.

198. | Made by: George Bradshaw | About: photo | On: Apr 13, 2018 1:28pm PST



The Pentagon Memorial can move one beyond expectation. Strangely, it is both disturbing and calming. When you visit, bring Kleenex. The parking arrangements are listed at this link under "Private Vehicles: Weekdays & Weekends:" <https://pentagonmemorial.org/plan/faq/getting-there#parking>. The walking distance from the lot to the Memorial is about half a mile.

I spent a few hours there before and after sunset in September 2016. At that time the trees had not grown to the point where their boughs were touching, so one could see between the long rows of trees to the Pentagon itself or to the Air Force Memorial high on the hill high overlooking the Pentagon. There are many other photo opportunities.

This photo was taken at the north end of the Memorial on September 8, 2016 at 7:52 PM, at the end of Civil Twilight, with one minute remaining in the Golden Hour according to the Photographer's Ephemeris at <http://app.photoephemeris.com/?ll=38.870791,-77.058070&dt=20160908175100-0400&z=15&spn=0.02,0.05¢er=38.8679,-77.0601>. The camera settings were 29mm equivalent, 2.5 sec, F/11, ISO 100.

199. | Made by: George Bradshaw | About: photo | On: Apr 13, 2018 1:00pm PST



Oh, the patience a photographer exhibits while trying to capture that ideal composition! Fortunately, at this Burke Lake location, many other photo opportunities presented themselves between the passings of the train to keep me occupied. One compositional challenge was to find a perspective which showed the train in the curve without obscuring the dark area from which the train emerged from the woods.

200. | Made by: OLLI Photo Club | About: photo | On: Apr 01, 2018 11:05am PST



From Hillary Rubin:

As for the "erased" Purina sign, I was not too happy with the image, but hoped I could resuscitate it. Wanted to drive out Rte. 55 and try again, but life got in the way. I will make another attempt.

201. | Made by: OLLI Photo Club | About: photo | On: Apr 01, 2018 11:03am PST



From Hillary Rubin:

I love New York , Art Deco, architecture old and new, theater....and when all showed up holding hands, I was drawn to the image. The vintage part was the Art Deco sign, not necessarily the word. However, together they spoke that old time emotion. I wish I had added a larger section of the glass contemporary megalith in blue behind the run-down brick building, giving a more striking contrast to both. I zoomed in too close. I think my feeling at the time overcame the technical aspects, of which I must be more aware. Thanks for the lyrical review.

202. | Made by: [fotoeffects](#) | About: photo | On: Mar 13, 2018 2:01pm PST | Rating:



Excellent!

203. | Made by: [George Bradshaw](#) | About: photo | On: Mar 13, 2018 12:32pm PST



According to your camera's Exif data, it's set to Manual White Balance. I've found in most situations that my camera chooses the correct WB when set to AWB (Auto WB). In one case, however, I photographed a muddy pond on a cloudy day and the pond came out grey (the color of the sky). I think this happened because there were few other elements in the scene and the AWB assumed the mix of all colors in the scene would be approximately grey, so the camera set most of the image to gray. But I was able to recover the muddy color in Lightroom.

204. | Made by: [KDP450](#) | About: photo | On: Mar 13, 2018 12:27pm PST | Rating:



Nice find.

205. | Made by: [Lynn Cline](#) | About: photo | On: Mar 13, 2018 11:58am PST



I added the vignetting (first time I ever tried it) to make the area around the signs less obvious because I found them distracting. I didn't like it cropped further to eliminate the red metal in the lower left. Still haven't tried removing anything from my photos.

206. | Made by: [Lynn Cline](#) | About: photo | On: Mar 13, 2018 11:56am PST



I chose this photo because the sign is in a display case at an antique store, putting it in context. It does not appear this blue on my screen but I noticed the change once I uploaded it. There is a bit of reflection. I didn't think of getting closer to the glass.

207. | Made by: George Bradshaw | About: photo | On: Mar 13, 2018 11:49am PST



In the other comment I mistakenly said the final was a 1/6 crop, it's actually about a 1/20th crop.

Also note that this is overexposed so as not to lose detail in the shadowed porch and in the area beneath the house on the roof.

208. | Made by: George Bradshaw | About: photo | On: Mar 13, 2018 8:40am PST



I like the composition with the leading lines taking the eye to the towering structure, and with the stack of timbers near the camera appearing as large as the most distant end of the building.

This certainly has the appearance of a vintage sign... if only we could see it. The building has elements of disrepair but overall it seems usable. Hence, a more appropriate photo title might simply be "Erased Memory." Perhaps some historical knowledge of the building itself might cast light onto the nature of the sign and how it should relate to the competition's theme.

A couple of comments on design principles. The top of the building is cut off; a wider lens seems to be required because I think that moving the existing lens away from the tower would also make the timbers appear smaller and lose their larger size relationship with the distant part of the building. I'm also thinking that a reframing with an aspect ratio closer to 1x1 would both retain the long horizontal sense of the image, and further accentuate the mass of the tower. Also, the verticals lean toward the right: this may have just been an error in composition, but I note that it can also be perceived as showing tension between the strength of verticals and the weakness of an older structure, a simple dynamic element Freeman Patterson would certainly endorse.

209. | Made by: George Bradshaw | About: photo | On: Mar 13, 2018 8:34am PST



The IQ (image quality) of this, and the following image in the gallery, might be really good, but we're only seeing "email quality" versions (640x470 and 420x480), which are, kindly put, uhmmm, not quite 5-star. I'd be interested in seeing the originals, if they haven't been discarded along with the Ektachrome. ;-) So, this critique will assume these images are crisp and properly white-balanced.

Broadway Lights?! Where? Does this image say that Broadway has passed its prime, so much so that it shares a street with derelict buildings? Or is this saying that soon-to-be-razed buildings will grace a rekindled Broadway?

This month's theme focuses upon vintage signs, but this image focuses upon the elements surrounding a new sign. If we could see graffiti in the derelicts we would have "signs of prophets... written on tenement halls." But the Broadway sign's placement in the overall composition suggests it's a bit player, that it's a statement by the ensemble about the antagonists (old buildings) and the protagonists (new buildings), and that, perhaps, the antagonists don't "start away uneasy," as Jethro Tull would say, rather they remain proudly till their last breaths. The vintage sign therefore is not the Broadway sign but the old buildings themselves, signifying dignity in age and proclaiming their former utility.

I don't think I'm reading too much into this... because it's fun, eking out visual elements to identify an otherwise puzzling relationship between photo and theme. Analysis such as this is an essence of art.

A few words about elements of design: the three buildings are all vertical structures (stability and strength). The background building is very tall while the two foreground buildings are of moderate height. However, since the derelict takes up so much of the picture space, it becomes the interesting focus of attention with all its sub-elements (form, windows, brick), unlike many modern structures which impact the senses by their mass more than their texture, color, rhythm, etc. And these sub-elements, by their own size in the picture space, seem to contribute to the sense of strength, more so than do any sub-elements of the new buildings.

All in all, an image with an interesting perspective on the "signs" of a vintage.

210. | Made by: George Bradshaw | About: photo | On: Mar 12, 2018 7:10pm PST



The crop worked out well because, if I remember correctly, the camera was on a tripod; otherwise, the effects of hand shake would have been noticeable in the crop.

The uncropped version is the next photo in the gallery. I don't think the composition lends itself as well to this month's theme unless the historical significance of the sign's reference were to be part of the theme: in this case, that the mill was rebuilt after a 1921 fire, replacing the frame construction by poured concrete and adding a third floor:

"The [new Proctor and Biggs] mill is a 3-story poured concrete mill about 35' x 45' in size. Now a restaurant with an old 1885 Southern train depot and the Front Royal-Warren Co. Visitor Center next-door.

"Prior mill [i.e., prior to the Proctor and Biggs Feed Mill] on this site was the Pettitt & Carter Feed Mill, a 2.5 story frame mill with various additions. This earlier 1890's mill was destroyed by a fire in 1921, virtually destroying much of Front Royal. A fire in 1969, caused 1 million dollars in damage & a subsequent fire a year later caused only minor damage."

Retrieved 20180312 from <https://millpictures.com/mills.php?millid=6743&mill=Proctor-Biggs-Feed-Mill>

For reference, a photo of the old Pettitt & Carter Feed Mill follows the uncropped version.

Notes.

1. The uncropped photo shows a difference in color of the poured concrete (which actually looks more like concrete brick) for the third floor. Perhaps the third floor was an even later addition.

2. The Proctor and Biggs sign is dated 1911. Presumably the frame mill was purchased from Pettitt and Carter ten years before the fire.

211. | Made by: Louis Mazzatenta | About: photo | On: Mar 12, 2018 1:38pm PST



This is a funny poster. The wording is wonderful. Having worked in England I saw closeup the great love Brits have for beer. Basically, this is a "copy" photo which is fine. I would have cleaned up the edges so the white slivers at bottom and left/right don't show.

212. | Made by: Louis Mazzatenta | About: photo | On: Mar 12, 2018 1:34pm PST



Tough subject. If you like blue, this photo has it. Unfortunately, the photos in the poster are small, and so is the type which is unreadable except for the headline. There are a lot of distracting elements surrounding the sign. The photographer did fine making the photo. The problem is with the subject. Some subjects just never make an interesting photo. It reaches a point where you have to stop banging your head against the wall trying to get a good picture of a subject. That's when it's time to look for another subject. There's always another one. But with this assignment, without a doubt, it is difficult to find one. Maybe look around the church one more time and see if there is some other sign that would make a more graphically strong image. Ever think about punting by taking closeup of the steeple and superimposing church name over it?

213. | Made by: Louis Mazzatenta | About: photo | On: Mar 12, 2018 1:25pm PST



Nice vintage signs. The photographer must have done some searching to find it. I don't mind the vignetting white around the image. It gives an additional antique flavor to the photo. The round wheel or object at lower left is somewhat distracting and perhaps should have been moved if possible. The photographer approached this subject directly without trying to be fancy in any way. That's good. Nicely cropped. Once again, commendations to the photographer for finding a subject not easily found.

214. | Made by: Louis Mazzatenta | About: photo | On: Mar 12, 2018 1:21pm PST



By executing an extreme crop, the photographer reacted creatively to the assignment. The quality holds up with no obvious noise. The color of the blue sky, neutrals and white in the structures and red, white and black signage make for nice complimentary colors. The little building on top is curious and makes the viewer wonder what its purpose must have been. Certainly, it must have had some unique use in an earlier time. It would be interesting to compare this crop with the entire photo from which it was excised. ...then decide which is the more interesting image.

215. | Made by: Louis Mazzatenta | About: photo | On: Mar 12, 2018 1:11pm PST



Photographer had sharp eye to catch this sign amidst a myriad of other items. I'm not sure what is causing the blue cast. I do not think it adds to the photo. There seems to be some window reflection. Try placing lens of camera directly on the glass to remove reflection or use polarizing filter.

216. | Made by: Louis Mazzatenta | About: photo | On: Mar 12, 2018 1:06pm PST



I like this poster and almost voted for it. Superimposing the sign adds a nice circular shape to the image and also adds atmosphere to the scene. It's a fun sign that makes you smile. Nicely and tightly cropped. Good color. The diagonal of the smiling man in the hammock leading to the circular beach sign makes for a good composition. Nice image!

217. | Made by: Edward Marion | About: photo | On: Mar 09, 2018 2:15pm PST



Clare & Don's Beach Shack has been a fixture in it's present location near the corner of Broad and N. Washington St in downtown Falls Church Virginia x 11 years. Initially I was attracted by a sign with an image of a relaxing obviously happy man and by the bolder colors. I confess that this is a composite overlay of 2 images: the semicircle sign logo was superimposed onto Don in his hammock to include location information. I found that the combination of both photos was necessary for context + interest, which would not be achieved by either item by itself . EDM

218. | Made by: George Bradshaw | About: photo | On: Mar 09, 2018 11:43am PST



This theme was a real challenge for me. First, I had a hard time coming to grips with how "vintage" was to be defined: vintage from the perspective of our childhood, or vintage from today. Then the challenge was in finding a vintage sign: antique stores seemed the best bet. Kruger's Antiques Plus in Annandale had only one item to fit the need, and Mr. Kruger kindly pointed it out to me. To submit a second photo I searched through my archives and came up with Proctor - Briggs Feed Mill in Front Royal. The only image of the building I found on the web as it appeared in the early 20th century had two rather than the current three stories; so, though the sign is dated 1911, I can't confirm whether the sign is either a reproduction or a fanciful concept by the marketers of Front Royal's tourism council.

The original photo was a full street context of the Mill which is now a restaurant. The critique photo is a crop of about one-sixth of the original: in this way the resulting image is dynamically simple (to use Freeman Patterson's Principles of Design). Simple because there are only four elements in the image: the sign, the sky, the main building and a small enclosure on top of the building's roof. Dynamic because the enclosure appears out of place on the roof. There's also a tension between the blue of the sky and the red in the sign: blue and red being opposite ends of the spectrum.

219. | Made by: George Bradshaw | About: photo | On: Feb 12, 2018 8:09pm PST



Eva Cassidy... an angel giving voice to our souls. I heard of her after she became popular in the UK when a local NPR personality made a presentation at the Borders Books in Bailey's Crossroads. The first song he played was Fields of Gold. Thanks for bringing back the memory, Lou. The web has an ABC mini documentary from May 2001 -- <https://www.youtube.com/watch?v=bXU219b3Zdw>

And thanks for the idea about "threes" in the photo. Dan impressed that upon me in the first couple of months I was with the club, but I had only thought of it as three spatially oriented objects, not three sounds, feeling or ideas.

220. | Made by: Louis Mazzatenta | About: photo | On: Feb 12, 2018 3:33pm PST



A nice composition of three subjects. Next time the photographer might try putting stronger emphasis on one of the objects with other two in background. I could see a picture with the "judge" at center back moved to center front, with the two combatants in background. Photographer might want to play with these three objects more, moving them around, changing camera angle, etc., just for the fun of it....if he has the time.

221. | Made by: Louis Mazzatenta | About: photo | On: Feb 12, 2018 3:28pm PST



A very creative approach to visualizing a toy doing something important--swabbing dust off a lens. I'm glad the photographer kept a glass filter on to protect the lens from being scratched during this photo shoot. Nice triangle formed by figure holding cotton swab stick. Red background not too subtle but certainly nothing wrong with it and nice reflection in the camera glass. It's a winner and it was so voted...deservedly so. Congratulations Mr. Olsen.

222. | Made by: Louis Mazzatenta | About: photo | On: Feb 12, 2018 3:22pm PST



I like to look at this picture. It is sweet, sensitive and easy on the eyes. It conveys a gentleness not often seen in the world these days. Excellent composition, breaking the rule of thirds nicely, with subject smack in center. Love the way the grass curls around the central subject of little girl and fawn. Photographer gets an A plus!

223. | Made by: Louis Mazzatenta | About: photo | On: Feb 12, 2018 3:18pm PST



Hmmm. Very colorful. Strong Design. Even have "Design" written in the picture at left. Nice still life with unusual and provocative elements. Very appropriate image for Valentines Day with loads of valentine hearts and love. A fun photograph arranged well and good, even light. Well done.

224. | Made by: Louis Mazzatenta | About: photo | On: Feb 12, 2018 3:13pm PST



Love this picture. It's a bit of poetry and myth and imagination all rolled together. I also like designs that come in threes. Here we have train, church spire and cabin. All very nice, comforting and likable subjects. I'm reminded of a wonderful song sung by Eva Cassidy. Here are first two verses: People get ready
There's a train a-coming
You don't need no baggage
You just get on board
All you need is faith
To hear diesels humming
You don't need no ticket
You just thank the Lord
Yeah yeah yeah
People get ready
For the train to Jordan
Picking up passengers
From coast to coast
Faith is the key
Open the doors and board them
There's room for all
Among the loved and lost

225. | Made by: George Bradshaw | About: photo | On: Feb 09, 2018 6:07pm PST



While on a Photoshop roll, the thought of revisiting the movie Independence Day piqued my fancy. The USS Enterprise (NCC-1701-D) model is 30 years old, was hand painted and then confined to flying suspended from the ceiling for about 15 years. Now it soars a mile above the Washington Monument. The Enterprise was photographed upside down on a white backdrop and lighted by three incandescent lamps. The 1.6 crop sensor was fronted by a 50mm prime lens at f/11 from a distance of four feet.

Lightroom was used to correct lens aberration and adjust the white balance and tone. In Photoshop three images of the shoot were chosen to be focus-stacked, the result was masked and layered onto the image of the iconic DC landmark, and minor adjustments to the Enterprise layer were performed. Final adjustments to the image were made in Lightroom.

226. | Made by: OLLI Photo Club | About: photo | On: Feb 08, 2018 4:54pm PST



Eyeshots @ <https://eyeshots.smugmug.com> wrote:
Fantastic Photo! Love the Cat Stevens song!

227. | Made by: George Bradshaw | About: photo | On: Feb 08, 2018 4:51pm PST



How to make old toys interesting, that's the question. The initial attempt was of the Photoshopped Lionel engine by itself on railroad tracks, backed by golden clouds as if flying through the air, the technique

inspired by Ed's composites. Its title was The Spirit of the Flying Dutchman, which was a train on the London/Exeter run in the 19th century. Then one of my buddies suggested it could be the Peace Train of Cat Steven's song... and here's the result, for me a technically challenging Photoshop experiment.

The landscape is a view of the Blue Ridge from my son and daughter-in-law's house. The Lionel train is from my childhood, a bit rusty but well used; the smoke is from a custom PS brush. The church steeple, which replaced a telephone pole, is from the Lord of Life Lutheran Church on Twinbrook Road. And the log cabin is the quarters of former slaves at the historical property called Piney Branch Mill between Clifton and Fairfax City; the photo was part of a shoot for Fairfax County's 275th Anniversary celebration.

228. | Made by: [George Bradshaw](#) | About: photo | On: Jan 25, 2018 7:28pm PST



Several adjustments based on Lou's comments. Removed A/C, security camera, car. Accentuated vintage items on blanket. Darkened lettering on monument.

229. | Made by: [George Bradshaw](#) | About: photo | On: Jan 16, 2018 9:40am PST



Yes, and I think there was a lot of attention to placement. The vase on the left is further from the camera than the one on the right. And the planter's foot is just slightly to the right of the planter's centerline. This contributes to the photo's natural appearance rather than a strictly geometric balance.

230. | Made by: [OLLI Photo Club](#) | About: photo | On: Jan 16, 2018 9:32am PST



This is Lou's adjustment for color, contrast and exposure.

231. | Made by: [OLLI Photo Club](#) | About: photo | On: Jan 16, 2018 9:26am PST



This is Lou's adjustment with a tighter crop and darker writing on the monument.

232. | Made by: [KDP450](#) | About: photo | On: Jan 15, 2018 1:03pm PST | Rating:



Fantastic composition and processing. Fine tribute to those who fought and died.

233. | Made by: [fotoeffects](#) | About: photo | On: Jan 15, 2018 12:55pm PST | Rating:



Super shot!

234. | Made by: George Bradshaw | About: photo | On: Jan 15, 2018 11:36am PST



Ye Merrie Olde Christmas Coffee Service! The placement of the three very differently sized objects in the frame is a challenge. As photographed, the large coffee pot slightly to the left of center, with the small coffee scoop (?) just to its left offers a good balance. I also like that the pot's spout and the open part of the scoop are facing each other.

235. | Made by: George Bradshaw | About: photo | On: Jan 15, 2018 10:57am PST



Note: Lou's adjustment of the original photo is now in the gallery.

Thanks for the suggestion! That A/C had been bugging me since I took the photo. I felt I needed the negative space but couldn't do a good job of cloning it out. There's also a security camera and car in the photo. At first there was an extra car but the owner graciously moved it. Your cropping brings the eye closer to the items on the blanket, which is more appropriate for this month's theme. I'll try the cloning again, and give some thought to more greatly accenting the items on the blanket. I'll also try to copy your technique of making the text on the monument more visible.

236. | Made by: Louis Mazzatenta | About: photo | On: Jan 15, 2018 9:47am PST | Rating:



This is very nicely done. I like the arrange of they obects. They give the picture a nice sense of balance . The lighting is good...even and soft. I would be interested in knowing the photographers light source. And the purple velvet backdrop going to black in the background is perfect. Very nicely done....

237. | Made by: Louis Mazzatenta | About: photo | On: Jan 15, 2018 9:44am PST | Rating:



Hmmm. Not sure about this one. I like the even light that makes the artwork on the ceramic ware clear. Composition is okay. I have a problem with the backdrops. The colors of the brown background drape and the green cloth or paper the objects are sitting on are fine---just not together. I would have used one or the other and probably would have run the brown background drape under the objects for one solid color background.

238. | Made by: Louis Mazzatenta | About: photo | On: Jan 15, 2018 9:39am PST



I like to see pictures of man made objects that once knew better days. The rusty hulk of this barge , boat or whatever makes a good subject. The photographer has framed it nicely through the grass. The picture is somewhat overexposed and a little flat. I did some corrections and would send it to you but I don't have your email address. If you email me your address, I will send you the picture as I would have done it in post production. You can email your address to me at olmazza@verizon.net

239. | Made by: Louis Mazzatenta | About: photo | On: Jan 15, 2018 9:30am PST



Ah yes, Ektachrome slides galore. This is nicely done composition. I like the partially emptied carousel at top adding interest to the jumble of mounted slides. The even light covering the whole image is fine. A more directional light, I believe would have made the picture confusing to view. My only question: Where is the Kodachrome?

240. | Made by: Louis Mazzatenta | About: photo | On: Jan 15, 2018 9:26am PST



Good eye to spot this interesting subject and isolate it to its essential ingredients--namely the wheel, spokes, rim and horse shoes. The direct sunlight is not always best but in this case it works perfectly with the background shadow of the wheel giving depth to the picture. Photographer did the right thing in post production by upping the color of the rust and increasing contrast.

241. | Made by: Louis Mazzatenta | About: photo | On: Jan 15, 2018 9:17am PST | Rating:



This is a nice, straight forward portrait that I found to be quite an eye stopper. Certainly it is posed but there are times a photo should be posed and this is one of them. The composition is excellent though I would suggest the photographer watch his background just a little more carefully by moving to the left slightly to frame his picture so the air conditioning unit on the wall at left is not in the picture. The pose is good and the "soldier's" expression is just right. The arrangement of articles on the ground is well done. I like the post production work converting the image to black and white and vignetting it. George, I am sending you the picture with a tighter crop and darker writing on the monument so it is more readable. I also like your story attached to the photo. Good job of photojournalism.

242. | Made by: George Bradshaw | About: photo | On: Jan 12, 2018 7:48pm PST



All the metal parts of this wagon on the grounds of Blenheim in Fairfax City carried the beautiful patina of nature: rust. And the strong pre-golden hour sunlight seemed to accentuate the rusty colors on a warm, cloudless autumn day. My post-processing goal for this competition was to try to make overly obvious the effects of the hard sunlight, so I decided to warm up the colors above what the camera recorded, brighten the rusted items and increase the contrast.

243. | Made by: [George Bradshaw](#) | About: photo | On: Jan 12, 2018 7:15pm PST



While wandering around Front Royal, searching for photons, I approached the courthouse and noticed a statue of a soldier... so I said, "Cool, I'll snap it." But as I came closer the statue became a real person. Jay Gillispie is Dean of Humanities at Lord Fairfax Community College and had coordinated Front Royal's WW I Centennial Commemoration of its citizens' participation in WW I. He was standing at attention for about an hour for the tourists... but I was the only tourist so he was happy for me to be his own diversion, and I was more than pleased to accommodate him. He posed with his WW I soldier's gear in several locations of the courthouse grounds, and related stories about individual soldiers and general history of the times. My photographic goal was to recreate photos of the era as I imagined they would have appeared, relying heavily upon various Lightroom presets. I sent him the best photos of the shoot for his use during the commemoration.

244. | Made by: [George Bradshaw](#) | About: photo | On: Dec 12, 2017 3:07pm PST



Bird Crossing was taken at Meadowlark near the children's garden in the fall of 2016 on a fine clear day. The 300 mm (480 equivalent) lens was less than 20 feet from the bird so only about two-thirds of the photo needed cropping out. Following the advice of Tuan Pham, our speaker this month, I can say that my mind was clear of all thought (which is the usual case), so I simply played the role of the photographic opportunist and didn't really think about the image till I examined it on the monitor. Hmm, this may not be what Tuan meant. ;-) Anyway, what struck me then was how the photo represented one of Freeman Patterson's principles: dynamic simplicity. It is a simple photo with only three elements: bird, branches and sky. The dynamism in this still life isn't that of physical motion but of the symbol X juxtaposed with the head of the bird. Lemme 'splain. Birds, at least some species, have both binocular and monocular vision which they can process simultaneously. An X represents many ideas: spot marker, elimination, crossroads, Christ, the unknown, a nexus, evil, etc. So what should we make of this photo? We don't know what the bird's focus of attention is. Is he looking at the photographer, or at something to our right in the direction of his beak, or both? Does the bird want us to think of him as the Christian dove? Is he warning us not to approach? Anyway, the point is that this still life with only three elements has, like a puzzle, a lot to keep one's mind "dynamic" in playing the interpretation game. That's why I find photography fun.

245. | Made by: [Edward Marion](#) | About: photo | On: Dec 11, 2017 6:44am PST



This was one of my first attempts to combine and blend multiple images into a montage. I believe that each image by itself was rather uninteresting, however the final composition captured my imagination. I began with a single photo of the man within the circle of a 1 inch miniature toy figure originally taken for the Silhouette assignment. The 2nd layer of a gold bull's eye image was taken from a art deco glass stopper on a decanter. Next, I blended a 3rd layer of transparent crinkled stained glass to added depth. The 4th layer is a vinette , darkening the outside edges to increase the sensation of the figure falling down into the circle. 5th & 6th layers were use of (Ctrl + J / or Command + J on a mac) to duplicate copies of each figure , which were resized and rotated with the transform , then moved into position. Finished with additional adjustment layers to modify hue, saturation, brightness . Ed Marion

246. | Made by: George Bradshaw | About: photo | On: Dec 10, 2017 7:12pm PST



While wandering around Burke Lake on assignment for one of Dan's classes in the fall of 2016, I saw a little girl flying her butterfly kite with a lot of help from her dad. Her mom let me take a few snaps. I tried composing for the string from her hand all the way to the kite, but that was tricky because of the kite's quick motion, as well as her own shifting position. So I just concentrated on the kite. Post processing in Lightroom involved cropping and brushing the kite with the basic tone controls so it wouldn't be lost in the blue sky background. Also the vignetting seemed to darken the sky near the kite, which helped emphasize it even more. Often serendipity makes the best photo.

247. | Made by: Louis Mazzatenta | About: photo | On: Dec 10, 2017 6:44pm PST



Excellent timing to photograph a cityscape. The lights of the buildings have come on. The last light of dusk still hangs in the sky. The photographer might have considered composing an image of just the right half of the scene. The three spires on that right half of the picture with the last golden glow at the horizon might have had more impact.

248. | Made by: Louis Mazzatenta | About: photo | On: Dec 10, 2017 6:38pm PST



What a striking image of an Anhinga in flight! Congratulations to the photographer for getting this wire sharp picture of the "snake bird" that captures the incredible motion, shape and beauty of this incredible bird.

249. | Made by: Louis Mazzatenta | About: photo | On: Dec 10, 2017 6:34pm PST



Our speaker Tuan Pham made a big point about the importance of looking for "negative space". This picture emphasizes negative space--perhaps to an extreme. The ferris wheel is just a little too far out of the scene. Negative space should lead the eye to the important part of the picture---in this case the ferris wheel. This picture does that but perhaps better to leave more of the ferris wheel in the picture to give balance to the empty space. I like that the photographer was trying for something abstract.

250. | Made by: Louis Mazzatenta | About: photo | On: Dec 10, 2017 6:22pm PST



This photo got a lot of votes, I believe. I rather wondered why. It does capture a very tired young woman, a tourist perhaps, waiting for her plane in an airport? I do like the orange shoes and the capture of someone who looks like she really would rather be somewhere else.

251. | Made by: Louis Mazzatenta | About: photo | On: Dec 10, 2017 6:18pm PST



Though the captions says "water lily", it doesn't look like one to me. Perhaps it is the leaf of a water lily. Water lilies are so beautiful and I wonder why the photographer chose this rather tattered leaf to focus his/her attention on. Nevertheless, it is cropped well. The little air bubbles or holes, can't tell which, appear as eyes on the leaf. It is a good study of a leaf nevertheless.

252. | Made by: Louis Mazzatenta | About: photo | On: Dec 10, 2017 6:13pm PST



A very dramatic photograph. Strong lines, contrast and shape. Very abstract. Another photograph that challenges the viewers mind and makes him wonder.

253. | Made by: Louis Mazzatenta | About: photo | On: Dec 10, 2017 6:10pm PST



Wonderful scene! The word "rhapsody" came to my mind when I looked at this picture. Wikipedia helped me define that word which also describes this picture: "A rhapsody in music is a one-movement work that is episodic yet integrated, free-flowing in structure, featuring a range of highly contrasted moods, colour and tonality. An air of spontaneous inspiration and a sense of improvisation make it freer in form than a set of variations". I see this photograph as "a free flowing" image with "contrasting mood, color and tonality". The gorgeous tree, kids on bikes, worn building facade, misty mountains in background, wispy clouds in sky, golden sunlight cutting across the grass. Yes indeed, we have here a photograph best described as a rhapsody flowing freely with color, tone and mood.

254. | Made by: Louis Mazzatenta | About: photo | On: Dec 10, 2017 5:58pm PST



Striking photograph. The photographer saw something and was quick to capture a moment that seems and most likely was---a real moment. The man in the beret has an expression that exudes intelligence and wisdom. And yet, the man reveals nothing of what he is thinking. He is framed very well by horizontal and vertical lines. I like the way the light is strong on one side and dark on the other suggesting a "split" personality. Good job, photographer!

255. | Made by: Louis Mazzatenta | About: photo | On: Dec 10, 2017 5:49pm PST



The most popular picture--the one that won the most votes. And rightfully so. It is a very striking image. It was helpful to hear the photographer describe how he used layers to bring three images together. Very creative image and one that is plain fun to look at. I commend the photographer for creating a stunning, visual image.

256. | Made by: Louis Mazzatenta | About: photo | On: Dec 10, 2017 5:46pm PST



I liked this picture a lot. In fact, it got my vote during the vote for best picture. There is something poetic about it. The butterfly is beautiful in color and shape. One wonders if it is really flying or did the photographer stage this in some way. The strings attached to the butterfly are curious. What are they? I like them because they give motion and direction to the image. I suggest that during the voting that photographers say a sentence or two about their picture. I'd like to know more about how this was done.

257. | Made by: Louis Mazzatenta | About: photo | On: Dec 10, 2017 5:42pm PST



Picture appears to be a little soft. I wonder if it is underwater. It is a face that stops the viewer for sure. Lighting gives relief to the shape of the face and hair. The picture poses a question for the viewer who must wonder where it is and what it is. I'd like to know.

258. | Made by: Louis Mazzatenta | About: photo | On: Dec 10, 2017 5:38pm PST



I call this an interesting study in fountain behavior. It tells a little story about the march of the fountains with some tall, others short but about to become tall too. The photographer cropped the scene nicely in his camera viewfinder. He captured the reflections which give balance and serenity to the image. It's a picture that one can look at for a long time and enjoy.

259. | Made by: Louis Mazzatenta | About: photo | On: Dec 10, 2017 5:32pm PST



This is a fine "still life" of a bird at rest. Bird pictures usually are best when showing some action revealing behavior. Still, I like this portrait. the bird stands erect and proud. The twigs, with buds just sprouting, form strong diagonal lines that draws the eye directly to where the bird perches. The clean background of blue sky enhances the center of interest.

260. | Made by: [donald thompson](#) | About: photo | On: Jul 18, 2017 6:48pm PST | Rating:



Nice shot

261. | Made by: [Edward Marion](#) | About: photo | On: Jul 18, 2017 10:48am PST | Rating:



by Ed Marion : Jose Bautista, Toronto Blue Jays . 1/2000 sec f4.6 161 mm (322 mm equivalent) iso 2000. Panasonic Lumix DMC-GX8 micro 4/3 camera. Taken in burst mode, from behind home plate , Take advantage of the umpire being out of the way while the pitcher practices warm up throws, in between innings .

262. | Made by: [Edward Marion](#) | About: photo | On: Jul 18, 2017 10:40am PST | Rating:



by Ed Marion : Jose Bautista, Toronto Blue Jays . 1/500 sec f 6.3 iso 3200 taken with a Panasonic Lumix DMC-GX8 micro 4/3 camera at 400 mm (equivalent to 800 mm on a full frame) . This was a raw file, post processed in Lightroom to balance tone exposures, with addition of a little Clarity, and vinette to darken the background . Taken at Spring Training Game where the stadium is much smaller, allowing one to sit much closer to the field..

263. | Made by: George Bradshaw | About: photo | On: Jul 14, 2017 7:13pm PST



This image is from the 2015 World Police and Fire Games at GMU. Many of the tennis players wore bright colors. Here the clothing contrasted nicely with the dark background. Motion is obvious, stress is clearly seen in the set of the face and body muscles, the player is still in midair from her jump toward the ball. A study in concentration and determination.

There was only one major adjustment in post-processing: to make the detail of the fence's chain links not compete with the player and ball for the viewer's eye. The chain links in the original image were in as crisp a focus as the subjects, causing them to be lost in the image space. So I decreased the "clarity" of the fence to simulate a defocused state.

264. | Made by: George Bradshaw | About: photo | On: Jul 14, 2017 2:12pm PST



This baseball photo is one of many taken during the 2015 World Police and Fire Games at GMU. The two goals for the shoot were to capture each player and as many kinds of plays as possible. Headin' Back to Second survived the cull because of its subtle color contrasts and geometric correspondences. The simple colors of the sun-yellowed grass and infield dirt, help emphasize the runner's red accents and stark white pants.

Also the runner's motion, in my mind, is accentuated by the slanted shadows of the trees beyond the fence, and the very minor obliqueness of the horizontal grass/infield line, and the negative space on the right side of the image. Likewise, the contrasting colors help highlight the moving subject.

Without these elements of color and geometry the subject would neither have stood out nor shown significant motion.

Though this may be a peculiarity of the viewer, the team name emblazoned upon the shirt seems to draw the eye in a way that detracts from the motion expressed by the color and geometry.

The auto white balance (AWB) setting in my camera normally chooses the correct white balance, so I set the camera to AWB, and also set it to JPEG because I wanted the highest speed burst mode possible. In this case the camera guessed the WB incorrectly, possibly because of all the greens. The problem is that manually correcting the WB in post-processing with JPEGs is more challenging than correcting RAW files. The result is that I don't feel I've captured the correct yellowness of the grass in the bright morning sun.

265. | Made by: George Bradshaw | About: photo | On: Feb 14, 2017 8:50am PST



Thanks, Lou. This composition would not have been possible without an articulating LCD screen on the camera. Otherwise the bodily contortions required to peer through the viewfinder of a camera looking upwards from less than two feet off the ground would require full-time services of a physical therapist.

266. | Made by: Louis Mazzatenta | About: photo | On: Feb 14, 2017 6:48am PST



Oops! Focus appears to be way behind the tombstone which is the center of this photograph. It appears that camera motion is also a factor. But the picture is not sharp. There are times to blur a photo intentionally but the blur was not intentional here. Subject matter of tombstone, flag and metal cross snuggled in the brush is good. But it's got to be sharp.

267. | Made by: Louis Mazzatenta | About: photo | On: Feb 14, 2017 6:44am PST



This scene is pleasing but it needs some center of interest. The viewer's eye has no where to stop. The image cries out for a dog, cat or child in the scene. Still lifes can be good without anyone. This could have been better with more interesting lighting. There is something nice about the lane and open gate.

268. | Made by: Louis Mazzatenta | About: photo | On: Feb 14, 2017 6:38am PST



If the image was made to document three headstones that are meaningful to the photographer, then this image is okay. But in terms of creating an image that others would be interesting in viewing, it is lacking. Sometimes no matter how hard you work at it, the subject matter sometimes just doesn't make an interesting photograph. That is the time to move on and find a subject that lends itself to becoming an interesting photograph. One tip: Make yourself the center of a circle and look around in a complete circle. See anything interesting? Then make it the center of a circle. Walk around it looking for a good angle. Watch the lighting on that subject. And photograph it a number of different ways.

269. | Made by: Louis Mazzatenta | About: photo | On: Feb 14, 2017 6:32am PST



Good idea but the amount of empty space that gives the eye nothing to lock on to is not pleasing. A frame works well when it concentrates the viewers eye on something worth looking at. The monument way in back is too far away to be of interest. If the photographer is recording the scene to document it for his own purpose then the image is fine.

270. | Made by: Louis Mazzatenta | About: photo | On: Feb 14, 2017 6:27am PST



Another good capture of a very solemn and sad moment in a military funeral. Photographer framed the shot well and is commended for getting close to the action physically or with telephoto lens. Many times this action is photographed from too far away and includes too much. Soldier, flag, rose and grieving family all are captured in a tight frame. Nice job.

271. | Made by: Louis Mazzatenta | About: photo | On: Feb 14, 2017 6:23am PST



Very good capture of a solemn moment. I have been to a number of these funerals lately. This photo is well composed and freezes a key step in the military burial. Excellent quality with all faces nicely defined. Good background. Good job.

272. | Made by: Louis Mazzatenta | About: photo | On: Feb 14, 2017 6:19am PST



Well handled. Woman in foreground gives emotional impact to the photo. Excellent composition with headstones going off into distance. Photographer chose right time to be on scene with Christmas wreaths at each headstone. Sun flare in this case leads the eye nicely to the foreground. Excellent photograph.

273. | Made by: Louis Mazzatenta | About: photo | On: Feb 14, 2017 6:15am PST



Striking scenic of a cemetery. Mist hugging ground in background and morning (or setting?) sun is nice. You might have moved up a few feet to eliminate the empty space at lower left. Also the small round dot of a flare might have been removed in post production.

274. | Made by: Louis Mazzatenta | About: photo | On: Feb 14, 2017 6:11am PST



Old cemeteries with headstones tipping over make for interesting pictures. The subject matter is good. The time of day maybe not so good. Lighting is not very interesting. Try it again earlier or later in day. I'd like to see the lettering on the central stone. Try a lower angle--perhaps putting camera right on ground and shooting up. Work the scene over more next time with different angles, time of day.

275. | Made by: Louis Mazzatenta | About: photo | On: Feb 14, 2017 6:08am PST



A very moody cemetery image. A storm seems to be approaching. I like the silhouette effect and the low angle. This could be an opening scene in a suspenseful movie

276. | Made by: Louis Mazzatenta | About: photo | On: Feb 14, 2017 6:05am PST



So much to photograph in this Parisian cemetery which is like a city itself. Good to focus on a detail like this statue of a mourning woman. The background thrown way out of focus concentrates the eye on the figure. Dots of background light form a halo effect which is interesting.

277. | Made by: Louis Mazzatenta | About: photo | On: Feb 14, 2017 6:03am PST



A single yellow rose makes this photo. Someone left it there to pay tribute to a soldier know only to God . Good light. Good Color.

278. | Made by: Louis Mazzatenta | About: photo | On: Feb 14, 2017 6:02am PST



Nice peaceful cemetery scene. The rosary beads add a poignant touch. Sun going down in background means you photographed at right time of day. Nicely exposed and composed. Good job.

279. | Made by: Louis Mazzatenta | About: photo | On: Feb 14, 2017 5:59am PST



Rather sad image of broken cross. Good angle. Good crop. Highlights are somewhat blown out but contrast is strong. The diagonal of the cross makes a strong composition. You did the most with the subject. I wish the gravel running across top right could be eliminated. Watch edges when looking through your viewfinder.

280. | Made by: Louis Mazzatenta | About: photo | On: Feb 14, 2017 5:54am PST | Rating:



The photographer captured quite an amazing spot where trees have grown around and grasped old tombstones. Good eye. The texture of the trees and the smoothness of the tombstones give interesting relief. The dapple of sunlight is appealing. Photographer: watch your background. The car parking lot at top right is distracting. Maybe difficult to eliminate but perhaps moving to the right a little may have made possible leafy trees like at top left. In post production you might have burned in the tombstone at left and the ground at bottom left. I like the shot. Rather amazing image reflecting passage of time.

281. | Made by: [fotoeffects](#) | About: photo | On: Jan 14, 2017 2:13pm PST | Rating:



Great light!

282. | Made by: [fotoeffects](#) | About: photo | On: Jan 14, 2017 2:12pm PST | Rating:



Terrific com!

283. | Made by: George Bradshaw | About: photo | On: Jan 14, 2017 9:42am PST



Yes, this is a branch, I didn't notice the bird-like appearance until viewing it on the monitor at home. It was taken at the Franciscan Monastery on the path heading down to the lower garden level. The upper part of the branch was completely in shade so we used a gold/silver reflector to bathe it in a bit of sunlight.

I'd like to say that through hard work and talent I uncovered this composition, but... it stood out fully on its own, patiently posing to express wonderful elements of visual design, and surrounded by beautiful late spring growth. ;-) My goal was simply to document the normally hidden element of plant life required to support that beauty.

284. | Made by: Louis Mazzatenta | About: photo | On: Jan 14, 2017 9:15am PST | Rating:



Here is photo rating.

285. | Made by: Louis Mazzatenta | About: photo | On: Jan 14, 2017 9:15am PST | Rating:



Forgot to rate photo. Here it is.

286. | Made by: Louis Mazzatenta | About: photo | On: Jan 14, 2017 9:14am PST | Rating:



Looks like San Francisco. I like looking at the different building facades. They are framed nicely by the shadow at right and lower foreground. Picture needs something else to be a real success. Maybe a stronger figure or shape in foreground shadow. A blurred convertible car filled with a few people and popped with a strobe. Just a thought.

287. | Made by: Louis Mazzatenta | About: photo | On: Jan 14, 2017 9:10am PST | Rating:



Good that photographer used wide aperture to throw background far out of focus. The butterfly is an interesting one. I think the image of the butterfly and flower is a bit in soft focus. We see many photos like this and there are so many great ones. This one is missing something. Maybe frame needs to be filled more; maybe needs better composition and better action and crispness of detail.

288. | Made by: Louis Mazzatenta | About: photo | On: Jan 14, 2017 9:05am PST | Rating:



This reminds me of the very first photograph ever taken that included a human figure. It was taken by Louis Daguerre in 1838 in Paris, France. Google it. I like this image. there are strong lines of the buildings. There is nice contrast of light building and grey cement ground. The lamp post casts a thin shadow directly at the walking figure. Coincidental but nice. Fine photo.

289. | Made by: Louis Mazzatenta | About: photo | On: Jan 14, 2017 9:01am PST



This got most most votes and for good reason. It is a powerful image. Why? The very strong black and white shadows of the rafters. They lead the eye to the dark silhouetted figure of a sitting woman. Without

the woman, this would have been a much less interesting image. As it is, the photo grabs the viewer's attention and forces him to study it. Strong image and good catch.

290. | Made by: Louis Mazzatenta | About: photo | On: Jan 14, 2017 8:58am PST



I liked this view and almost voted for it in the meeting. It has good elements: Shadow on ground cast by the fence; the strong diagonal of the fence weaving towards the background; the nice mist rising beyond. Good composition, lighting, shapes and textures. And also a nice mood is created of a walk in the early morning.

291. | Made by: Louis Mazzatenta | About: photo | On: Jan 14, 2017 8:56am PST | Rating:



Rather nice image of long shadows cast against a country gravel road with flat grasslands on the side. Image might have been improved by capturing more of the third image at extreme left. Only a tip of it shows. Three long shadows would have made a stronger image and forced the viewer's eye to look down the empty road. Think in terms of three more often. A wider view and more of a panoramic view would have helped this image.

292. | Made by: Louis Mazzatenta | About: photo | On: Jan 14, 2017 8:52am PST | Rating:



It took me a while. I see the three phases now. Liquid, ice and clouds. Good eye. The clouds are confusing until you realize you are seeing the clouds reflected in the pond water beyond. Very interesting and very clever that the photographer captured this scene showing three phases of water in one image.

293. | Made by: Louis Mazzatenta | About: photo | On: Jan 14, 2017 8:49am PST



P.S. Photographer: if this really is a bird and not a branch, please correct me.

294. | Made by: Louis Mazzatenta | About: photo | On: Jan 14, 2017 8:48am PST | Rating:



This photo is mysterious. At first I thought it was a bird of some sort. The head and eye of the bird appear at top. But when your eye follows the body down the neck the rest of the body unfolds like a dried out branch which I believe is what it really is. I commend the photographer on finding an interesting center of interest. Composition is good and so is the lighting. I like the strong diagonal cutting across the frame. Interesting image.

295. | Made by: Louis Mazzatenta | About: photo | On: Jan 14, 2017 8:24am PST



The photographer has again taken the same lovely flower shown in the previous photo, to make another image. I commend him/her for playing with his subject and trying different backgrounds. That is good technique. However this image is less successful than the previous image with the simpler device of the wrought iron shape. Perhaps just a little too much going on here with different shapes of brick, chipped mortar and wood railing. The eye has too much to take in.

296. | Made by: Louis Mazzatenta | About: photo | On: Jan 14, 2017 8:20am PST



I like this image. It appears to be a flower growing naturally through a bend of wrought iron. Though I am pretty sure it was placed there by the photographer. Even so, I like the composition and the way the bend of the wrought iron focuses the eye on the flower. There is a nice contrast between the hard man made wrought iron and the delicateness of the flower made by nature. Quite a nice image to look at.

297. | Made by: Louis Mazzatenta | About: photo | On: Jan 14, 2017 8:17am PST



I'm sorry. I can't tell what I'm looking at. Is it the underside of a table with a dusty plastic sheet hanging down underneath it. There appears to be a large, black eyeball in the center behind the sheet. Perhaps this is a try at some sort of abstract image. If so, you have achieved your goal. It is a very abstract image.

298. | Made by: George Bradshaw | About: photo | On: Jan 01, 2017 1:49pm PST



Thanks, Lou. And, yes, the streaks are raindrops. It was a very light rain while the sun was shining, hence the nice golden colors. A slight breeze yielded the double image of the grass stalks.

299. | Made by: Louis Mazzatenta | About: photo | On: Jan 01, 2017 12:47pm PST



I'm always a sucker for this kind of photo. This is a particularly nice one. I like especially the long converging diagonals of tree trunks erupting into blooming of yellow leaves. Can't advise on how to do this any better. Nice eye. Good job.

300. | Made by: Louis Mazzatenta | About: photo | On: Jan 01, 2017 12:45pm PST



H-m-m-m. Lots of empty space in this image. It is cropped badly at the bottom. It would have been better as a vertical image emphasizing the long neck of the bird. Shoot more photos when photographing this kind of subject. Shoot verticals and horizontals. Zoom in tight and at other times include the whole bird. Also use widest f stop to throw background way out of focus which you seem to have done here.

301. | Made by: Louis Mazzatenta | About: photo | On: Jan 01, 2017 12:40pm PST



Neat shot of a turtle soaking up the sun on rock. I would have cropped the photo somewhat tighter to give more power to the turtle's image. I like the stance of the turtle and the shape of the rock. A rather nice image.

302. | Made by: Louis Mazzatenta | About: photo | On: Jan 01, 2017 12:38pm PST



I believe these are stalagmites and stalactites with colored lighting. I've photographed these in grand caverns in China. I have a problem with this picture. The shapes in these caverns can be quite fantastic. This one is not. It's just a little hard to get a grip on this image. Were there more interesting shapes to be photographed? Could you work in silhouettes of people to give scale to the image?

303. | Made by: Louis Mazzatenta | About: photo | On: Jan 01, 2017 12:31pm PST



I like combining the shape of natural wood with wood shaped by man. Heavier saturation of the image would help. I mean darkening and bringing out the contrast in post processing. Nice composition and nice eye in choosing this subject .

304. | Made by: Louis Mazzatenta | About: photo | On: Jan 01, 2017 12:29pm PST




I see it. It's a squirrel. Kind of a nice moment with the squirrel's tail lying on its back. Composition is okay. Always better to get animals in some activity, i.e. jumping, running, eating, fighting. These not easy to get and it takes a lot of time.

305. | Made by: Louis Mazzatenta | About: photo | On: Jan 01, 2017 12:25pm PST



Oops. Overexposed and not particularly interesting subject. The reflection of tree trunks in the water is good but the photographer should work on finding better subjects to focus his camera on. Also consider the time of day. This must have been taken around noon with sun directly overhead. This is the worst time to take photos. Take them in the shade when you have to shoot at this time. There are times to break this rule. If you are upon a particularly interesting scene or activity and it is high noon, shoot it and worry about the light later. But light outdoors is always better during the two hours after sunrise and a couple hours before sunset in the evening.

306. | Made by: Louis Mazzatenta | About: photo | On: Jan 01, 2017 12:18pm PST



Not the most interesting flower in the world of flowers. Bright light in background takes away from any interest the many flower might have. I do like the dark outline of the stamen in the center of the flower. It is nicely back lit through the rose petal. Maybe focusing closer in on it might have made a more interesting image but I'm not sure.

307. | Made by: Louis Mazzatenta | About: photo | On: Jan 01, 2017 12:14pm PST



A peaceful, lovely view of flowers with quite nice lighting. I might have cropped it in a little off the right and up a little from the bottom to concentrate the viewer's eye on the nice flower batching at center top.

308. | Made by: Louis Mazzatenta | About: photo | On: Jan 01, 2017 12:12pm PST



Cute kid. Nice moment. Pretty straight forward snap of a happy child. One bit of advice: never crop a photo at joints in the human body. Either keep all his feet or come up higher on the body. Keep shooting . This young fellow makes a good model and probably gets into some activities that would provide even better pictures.

309. | Made by: Louis Mazzatenta | About: photo | On: Jan 01, 2017 12:09pm PST



Now that is one mean face on this monster. Good job getting in real close. I would like to see an even tighter view of just the head with all it's detail. Maybe crop this frame and just bring up the head to see what it looks like. Would have been better to fill your camera frame just with the head but it might have bitten you. My advice is never go too far taking a photo if it means you might get hurt. That is an incredible face though and I would like to see it in max closeup and detail.

310. | Made by: Louis Mazzatenta | About: photo | On: Jan 01, 2017 12:06pm PST



I like this a lot. No sure quite what I'm looking at but it is a fine image. Are those think vertical streaks rain drops captured with a slow exposure? However you got them, they make the photo. Reminds me of the delicateness of a Japanese garden. Very nice job.

311. | Made by: Louis Mazzatenta | About: photo | On: Jan 01, 2017 12:02pm PST



Nice composition. Nice even lighting. Good colors. Nicely done. How many times can I say "nice". Can't find anything negative to say except perhaps the highlights in the center white glob are blown out.

312. | Made by: Louis Mazzatenta | About: photo | On: Jan 01, 2017 12:00pm PST



This is a nice clean image. The banana seems to intrude and is not needed. You have beautiful looking tomatoes. The green stems are interesting. Maybe focus in on the stems in more of a macro photograph. I wouldn't mix bananas with tomatoes. Arrange the tomatoes in an interesting way. Stack them perhaps . Also you have blown out white highlights. You need a softer light source. Photograph just one tomato from different angles. Study it. Watch what the light is doing to it and watch your background

313. | Made by: Louis Mazzatenta | About: photo | On: Jan 01, 2017 11:56am PST



Nice idea but could have been executed better. Not sure I can tell you how but it's the kind of think you got to play with. The reflection is good. Maybe you needed two or three more eggs to play with to get an interesting composition. It's the white part of the egg on the left that bothers me. It's an uninteresting shape and it's damaged. Another way to go: just concentrate on the one egg with it wonderful, precise yellow center surrounded by the white rim. Shoot it head on and from different angles. Fill the frame with the one egg. And yet another way: split one egg right down the middle and open them up so they are like two yellow eyes looking at you. You should have a little more fun with this to capture a more captivating photo. Nice basic idea. Work it!

314. | Made by: Louis Mazzatenta | About: photo | On: Jan 01, 2017 11:50am PST



This is a wonderful surrealistic view of a tomato. I have no idea how this luscious looking tomato got on the green water . I don't know what the red inner-tube like thing with image of a dinosaur on it is or how it got there. The whole image makes me wonder. Good job. Very creative.

315. | Made by: KDP450 | About: photo | On: Oct 20, 2016 9:50am PST | Rating:




Great pattern image.

316. | Made by: Louis Mazzatenta | About: photo | On: Oct 20, 2016 4:53am PST



Interesting capture of mosaic stone pattern on flooring. This is probably the way it looked. Might be interesting to pop the contrast a bit to get darker darks and lighter lights to emphasize the pattern. Might be slightly improved by including the full dark circle of stone at bottom . Always watch the edges in your viewfinder.

317. | Made by: Louis Mazzatenta | About: photo | On: Oct 17, 2016 1:20pm PST



A fine photo of nature at work. Photographer sharp eye spotted a peculiar erosion of rock that left a pedestal of stone in the center. Well composed and congrats to the photographer for spotting this subject.

318. | Made by: Louis Mazzatenta | About: photo | On: Oct 17, 2016 1:18pm PST



Another way to shoot the fern leaves. Photoshop must be at work here again. All done in a creative way. Striking image. Nice job.

319. | Made by: Louis Mazzatenta | About: photo | On: Oct 17, 2016 1:17pm PST




Another delicate image of fern leaves. I would guess the photographer has done something in Photoshop to get the white leaves and purple veins. I like the clustering of leaves and enjoy looking closer at all parts of the photo.

320. | Made by: Louis Mazzatenta | About: photo | On: Oct 17, 2016 1:15pm PST



Funny foto. Good closeup of the part of this creature that are interesting. The lines on the creatures face help the image hold together.

321. | Made by: Louis Mazzatenta | About: photo | On: Oct 17, 2016 1:14pm PST



Not quite sure what to say about this photo. It reminds me of a fossil I photographed once that was the first vertebrate and our oldest ancestor.

The green mat with red worm like shape cutting through it is provocative and makes a simple, direct statement.

322. | Made by: Louis Mazzatenta | About: photo | On: Oct 17, 2016 1:11pm PST



A calm evening sky. Layers of stratus clouds form a relaxing formation above the horizon. In this day and age with everything and everyone moving so rapidly, I found this photo had a calming effect while viewing it.

323. | Made by: Louis Mazzatenta | About: photo | On: Oct 17, 2016 1:09pm PST



Nice study of children building blocks. The variety of colors that lead to the small figure opening the door gives the eye and the photograph a focal point. Always good to have a center of interest in your pictures. Nice job.

324. | Made by: Louis Mazzatenta | About: photo | On: Oct 17, 2016 1:06pm PST



I like this closeup view of the stems of a pumpkin and squash. The photographer caught something that many other photographers would not see. Good eye!

325. | Made by: Louis Mazzatenta | About: photo | On: Oct 17, 2016 1:05pm PST



Interesting arrangement of shapes and colors. An abstract image that conveys a sunset below with a grid like blue sky above. I am not a great fan of abstract photography but this image is striking and leaves room for the viewer's imagination to roam.

326. | Made by: Louis Mazzatenta | About: photo | On: Oct 17, 2016 1:02pm PST



I like this shot. Natural green vegetation that looks like a fan blowing in the wind. All the veins in the leaf are captured and preserved. Leaves from tree above hold the eye in the photo. A fine study of a fascinating , and yet small bit of nature.

327. | Made by: Louis Mazzatenta | About: photo | On: Oct 17, 2016 1:00pm PST



This is a truly lovely photo. Delicate colors. Well composed. Nicely lit. Good white background helps preserve delicateness of this image in high key. It deserves to have received the winning vote.

328. | Made by: Lgood | About: photo | On: Sep 15, 2016 6:18pm PST | Rating:



Outstanding!

329. | Made by: [Lgood](#) | About: photo | On: Sep 15, 2016 6:18pm PST | Rating:



Fantastic!

330. | Made by: [fotoeffects](#) | About: photo | On: Sep 15, 2016 4:19pm PST | Rating:



Lovely!

331. | Made by: [fotoeffects](#) | About: photo | On: Sep 15, 2016 4:18pm PST | Rating:



Beautiful layers!

332. | Made by: [fotoeffects](#) | About: photo | On: Sep 15, 2016 4:18pm PST | Rating:



I like this!

333. | Made by: [fotoeffects](#) | About: photo | On: Sep 15, 2016 4:15pm PST | Rating:



Wonderful shot...lovely reflection and such gorgeous golden tones in the water!

334. | Made by: [fotoeffects](#) | About: photo | On: Sep 15, 2016 4:14pm PST | Rating:



Terrific shot!

335. | Made by: [fotoeffects](#) | About: photo | On: Sep 15, 2016 4:14pm PST | Rating:



Well done!

336. | Made by: [Photoarts](#) | About: photo | On: Sep 15, 2016 2:38pm PST | Rating:



Unique color, nice composition.

337. | Made by: [Byron Fair Photography](#) | About: photo | On: Sep 15, 2016 10:09am PST | Rating:



Beautiful

338. | Made by: [Byron Fair Photography](#) | About: photo | On: Sep 15, 2016 10:06am PST | Rating:



Very nicely done

339. | Made by: [Louis Mazzatenta](#) | About: photo | On: Sep 15, 2016 8:25am PST



Interesting image. Makes me a little dizzy looking at it. Good composition with tree limbs and leaves framing the photo. Nice water reflections.

340. | Made by: Louis Mazzatenta | About: photo | On: Sep 15, 2016 8:03am PST



Very striking image. Vibrant color. Strong graphic. Great lighting, texture on drum and composition. Nice job.

341. | Made by: Louis Mazzatenta | About: photo | On: Sep 15, 2016 8:02am PST



This shot is real good. Resembles a Norman Rockwell, Saturday Evening Post cover. I'm curious, John. Did you photograph this at the USO. Hope you got a model release from the soldier. A very striking and publishable photo. Nice, very nice job.

342. | Made by: Louis Mazzatenta | About: photo | On: Sep 15, 2016 7:59am PST



Kind of fun with all the water being splashed by the birds. Too much blank wall in foreground. When shooting this kind of subject, work it. Walk around it. Try higher and lower angles. Use fast shutter speed (1/500th to 1/1000) to freeze the water drops. Shoot a lot of pictures and save just the very best.

343. | Made by: Louis Mazzatenta | About: photo | On: Sep 15, 2016 7:56am PST



H-h-m-m-mm. Don't quite understand why bottom of the feeder is cropped off. The whole picture seems too far to the left. Next time, get closer and tighter to the bird itself. Fill your viewfinder up just with the bird. Eliminate the feeder. I think you will like the result.

344. | Made by: Louis Mazzatenta | About: photo | On: Sep 15, 2016 7:52am PST



Another very nice shot of life on a sea floor. I would like to see a closeup of the small flowers at back, top, left that have such interesting detail. Did you shoot them? Maybe crop off the out-of-focus area on right side of image to emphasize the nice group you have in the middle of frame.

345. | Made by: Louis Mazzatenta | About: photo | On: Sep 15, 2016 7:47am PST



Very nice color and shape captured here. It might have been more interesting image. Might be improved if you brought out the fish at top left and just a little more background detail in post processing. Can you try that and see if it improves the image?

346. | Made by: Louis Mazzatenta | About: photo | On: Sep 15, 2016 7:45am PST



You got it! I've shot a lot of these and you have to shoot a lot to get the right moment. You did get the right moment here. Great angle. Sharp image. Excellent facial expressions. Congratulations!

347. | Made by: Louis Mazzatenta | About: photo | On: Sep 15, 2016 7:43am PST



Nice quiet, peaceful almost mesmerizing scene. Something about it bothers me. Perhaps I'm looking for a center of interest and there is none. Maybe a more horizontal or panoramic view would help. Can't quite put my finger on it. The photo should be a good reminder though of the gorgeous scene you captured.

348. | Made by: Louis Mazzatenta | About: photo | On: Sep 15, 2016 7:37am PST



Very nice shot. Perhaps it could have been darkened so the long shadow and feather detail on the bird stand out more. A little richer and darker rendering of the gold water and reflections would help. Try doing these things in Photoshop or the software you are using and see if you like it.

349. | Made by: Louis Mazzatenta | About: photo | On: Sep 15, 2016 7:34am PST



Rather nice scene. Watch the edges of your frame. On the right, include the entire side of the building. At bottom, include all of the rock on lower left or crop it out entirely. At top include the top area to include top of the clouds. Again, a very nice, placid scene. Just be more careful with your framing. Watch the edges!

350. | Made by: OLLI Photo Club | About: photo | On: Jul 10, 2016 7:17pm PST



What struck me about this scene while wandering the streets of Alexandria, was how different it was from so much else in the city with its new buildings and refurbished old ones. This scene, by contrast, is a space that is fairly clean and well-maintained, but not one for tourists or business. The background becomes a peek into the “real” Alexandria in the far distance. The abstract nature of the image didn’t occur to me till I got it back home on the monitor; even then, with the image enlarged and viewed close to the monitor, the photo appears to be less abstract in my eye. So, this became a good lesson in trying to view a scene in the field with two “eyes,” one real and one abstract.

351. | Made by: [Louis Mazzatenta](#) | About: photo | On: Jul 10, 2016 2:25pm PST



I love green. It is my favorite color. But the photo needs something more to please me. Perhaps, it's just that there isn't anything of real interest to look at. Strong sense of composition is missing. And being old fashioned, I miss finding a strong center of interest. Look harder to find those things when you are next out with your camera. And please....study the light so it does something for your images.

352. | Made by: [Louis Mazzatenta](#) | About: photo | On: Jul 10, 2016 2:22pm PST



I have a little problems with this photo. I think it is because it takes in too much of the scene. The dark foreground doesn't help the picture. Might have been better by utilizing the diagonals of the curved road at left or the fence at middle right to guide one's eye into the photo. Look harder for strong elements of design and stronger centers of interest in making your images. And of course, study the light!

353. | Made by: [Louis Mazzatenta](#) | About: photo | On: Jul 10, 2016 2:18pm PST



Really interesting view of a Portuguese town. You found good angle from above. I like the photo. Seems maybe the color of the roof tops might have been a little richer in color. Were they? Sometimes okay to pop the color a little in Photoshop to recapture the original scene better.

354. | Made by: [Louis Mazzatenta](#) | About: photo | On: Jul 10, 2016 2:16pm PST



Fabulous landscape. Seems like the color should be more saturated. Photographed at right time of day. Did you make any shots with a tighter lens to capture rock formations that are in background? Always good to try different lens and capture different portions of the scene with different focal length lenses.

355. | Made by: [Louis Mazzatenta](#) | About: photo | On: Jul 10, 2016 2:12pm PST



I really like this image. The shape reminds me of a Chinese hieroglyph. Is nature trying to tell us something with this amazing shape? The image forces questions on the mind. How did this happen? What forces of nature brought about this amazing shape of rock? The amazing rock formation makes for a fabulous camera subject and the photographer captured it well. Good angle, light, color. But it's the subject. So often when the subject is great, it helps in making a great photo. So always look for great subject matter as you did here.

356. | Made by: [Louis Mazzatenta](#) | About: photo | On: Jul 10, 2016 2:08pm PST



Clean view of what geyser country. I've been there and feel there are more dramatic scenes to be photographed. This is a rather straight forward view of the landscape. Try harder to find more interesting subjects to focus on. Early morning or late evening would help golden up the color of the scene.

357. | Made by: [Louis Mazzatenta](#) | About: photo | On: Jul 10, 2016 2:06pm PST | Rating:



Rather stark and yet arresting image. The strong perspective of the two brick buildings drive the eye towards the background. It's all pretty abstract. White wall on left, dark wall on right and strong shadow of building on ground. I wondered about the image at first. Then was somewhat taken by it. Keep looking for these simple designs that one usually walks by without noticing. They can say something to you.

358. | Made by: [Trulimages](#) | About: photo | On: Jun 13, 2016 7:56pm PST | Rating:



Beautiful color and light!

359. | Made by: [fotoeffects](#) | About: photo | On: Jun 13, 2016 5:12pm PST | Rating:



Terrific macro!

360. | Made by: [fotoeffects](#) | About: photo | On: Jun 13, 2016 5:12pm PST | Rating:



Excellent comp and contrasts, as well as rich color!

361. | Made by: [fotoeffects](#) | About: photo | On: Jun 13, 2016 5:12pm PST | Rating:



Neat shot!

362. | Made by: [Lgood](#) | About: photo | On: Jun 13, 2016 4:00pm PST | Rating:



Pretty!

363. | Made by: [Lgood](#) | About: photo | On: Jun 13, 2016 3:59pm PST | Rating:



Well done!

364. | Made by: [Lgood](#) | About: photo | On: Jun 13, 2016 3:50pm PST | Rating:



This is outstanding!

365. | Made by: [Rick Willis](#) | About: photo | On: Jun 13, 2016 2:09pm PST | Rating:



Beautiful...

366. | Made by: [fotoeffects](#) | About: photo | On: Jun 13, 2016 1:55pm PST | Rating:



Nice light and comp; great contrasts!

367. | Made by: [fotoeffects](#) | About: photo | On: Jun 13, 2016 1:54pm PST | Rating:



Lovely light!

368. | Made by: [fotoeffects](#) | About: photo | On: Jun 13, 2016 1:53pm PST | Rating:



Spectacular!

369. | Made by: [Louis Mazzatenta](#) | About: photo | On: Jun 13, 2016 11:31am PST



Nice repetition of the leaves of a fern. I like the black and white use too. But you have to get closer to just one leaf to qualify as a macro.

370. | Made by: [Louis Mazzatenta](#) | About: photo | On: Jun 13, 2016 11:30am PST



A very nice study and I think I see the angry man. But to qualify as a macro, you would have to get closer in on just one of the faces. Try it and see what happens. But you do need a macro lens.

371. | Made by: [Louis Mazzatenta](#) | About: photo | On: Jun 13, 2016 11:27am PST



Interesting study of rusty bolts. But to be a macro, image should have captured closer in on just one of the bolts.

372. | Made by: [Louis Mazzatenta](#) | About: photo | On: Jun 13, 2016 11:25am PST



Lovely, almost startling image. But I would not consider this a macro image. Not close in enough.

373. | Made by: [Louis Mazzatenta](#) | About: photo | On: Jun 13, 2016 11:25am PST



Rather lovely study. But too far away to be considered a macro image. Macro means real close in.

374. | Made by: [Louis Mazzatenta](#) | About: photo | On: Jun 13, 2016 11:24am PST



Beautiful image. Really spectacular. Not sure it qualifies as a macro. Image should get much closer in to be a macro.

375. | Made by: [Louis Mazzatenta](#) | About: photo | On: Jun 13, 2016 11:23am PST



This is quite nicely done as a macro. I miss seeing the detail in the image at top right and lower left. I use Nikon Capture NX to bring out such detail. Otherwise pretty nice job of getting close.

376. | Made by: [OLLI Photo Club](#) | About: photo | On: May 28, 2016 5:55pm PST



test

377. | Made by: [fotoeffects](#) | About: photo | On: May 21, 2016 9:43pm PST | Rating:



Beautiful!

378. | Made by: [OLLI Photo Club](#) | About: photo | On: May 21, 2016 5:39pm PST



Thanks. This is a photo from the Olympus Trip 35 Series, which I wanted to highlight. I'll try your suggestion in another photo from the series that has the shadow of a hand in the middle of the scene. - - George

379. | Made by: [Louis Mazzatenta](#) | About: photo | On: May 21, 2016 9:33am PST | Rating:



Nice contrast of white building against dark building behind. Might have brightened green of trees in foreground. Interesting contrast of architecture styles.

380. | Made by: [Louis Mazzatenta](#) | About: photo | On: May 21, 2016 9:31am PST



Nice sports moment. Good timing capturing end of swing and ball in catcher's mitt. Straighten verticals in background if possible. Batter's pants blown out of detail. Good shot otherwise.

381. | Made by: [Louis Mazzatenta](#) | About: photo | On: May 21, 2016 9:30am PST



Good action shot. Always a "must" to have the ball in the photo. Back of player in foreground is unfortunate since it blocks some of the action. Excellent timing to capture peak of action. Nice job.

382. | Made by: [DycasStudios & CaseyElizabethPhotography](#) | About: photo | On: May 21, 2016 9:03am PST | Rating:



wonderful shot, I'd straighten the horizon just a bit.

383. | Made by: Louis Mazzatenta | About: photo | On: May 21, 2016 8:55am PST



Lovely shot. Subtle dusk colors are nice. Good composition with tall palm tree at left with sun just above horizon. Nicely done. Good mood.

384. | Made by: Louis Mazzatenta | About: photo | On: May 21, 2016 8:54am PST



Good record shot of Christmas tree. Might have been more interesting with kids or nice group of people silhouetted against the tree.

385. | Made by: Louis Mazzatenta | About: photo | On: May 21, 2016 8:53am PST



Pier pillars nicely reflected in water. Photo should be printed a little darker to achieve more color saturation. Probably try shooting at dusk next time to get golden/reddish colors in water and sky. Nice that boardwalk runs across top third of frame. Good composition.

386. | Made by: Louis Mazzatenta | About: photo | On: May 21, 2016 8:51am PST



Very intriguing photo. This was perfect time to make a panorama. Nice job. The horizontal peaks on right side of photo are burned out however. Try to darken them to bring out the detail. Nice composition and good idea to make panorama of the scene.

387. | Made by: Louis Mazzatenta | About: photo | On: May 21, 2016 8:49am PST



Beautiful geology here. The amazing peaks in background are nicely framed by the arch. The eye, however, keeps going to the band of light crossing the ground in the foreground. It's distracting. Try cropping the photo to eliminate that band. The background which is the interesting thing in the photo should gain prominence.

388. | Made by: Louis Mazzatenta | About: photo | On: May 21, 2016 8:47am PST



Lots to look at here. Not sure there is any strong element of composition. Think in terms of dividing the picture into thirds, or triangles with objects that balance with each other. Green is a great color.

389. | Made by: Louis Mazzatenta | About: photo | On: May 21, 2016 8:45am PST



The tan colored bench stands out against the black and white background. That's a creative approach. But choose to colorize a subject that is a center of interest and is more interesting. Work on that.

390. | Made by: OLLI Photo Club | About: photo | On: Apr 06, 2016 8:35pm PST



What a wonderful composition! The whole focus of the image, the red door, doesn't seem as if it should be able to draw one's attention; but the three "frames" (outer wall with a few red bricks, inner shadowed wall, and the stone/roof surrounding the door) help focus the eye upon it. And the soft focus throughout helps prevent the eye from fixating upon all the textures, and concentrate more so on the colors. Inviting it is!

391. | Made by: OLLI Photo Club | About: photo | On: Apr 05, 2016 9:02pm PST



An example of characteristics of a subject reflected in the development of the photo itself: a crumbling, weather-stained Roman temple depicted in a photo with a washed out sky, dust (?), noise and horizontal lined artifacts. Reminiscent of similar depictions in old movies. Interesting creation, would like to know how all this was done.

392. | Made by: [OLLI Photo Club](#) | About: photo | On: Apr 05, 2016 8:19pm PST



Funny! Is this one of the first structures in Las Vegas? ;-) The photo's contrast follows the brothel's function: a bright inviting face, with shadows concealing its activities.

393. | Made by: [OLLI Photo Club](#) | About: photo | On: Apr 05, 2016 8:07pm PST



Interesting composition. Usually gargoyles are the subject of a photo for their artistic value. In this case its value is strictly pedestrian, it is darkened in the process of serving its function to protect the building, but juxtaposed against the ornate background spire. A contrast in color, form, and function.

394. | Made by: [Noah Spamoli](#) | About: photo | On: Mar 12, 2016 4:03pm PST



test comment from Facebook account

395. | Made by: [George Bradshaw](#) | About: photo | On: Mar 09, 2016 3:48pm PST



test comment from GB's Google+ account

396. | Made by: [Noah Spamoli](#) | About: photo | On: Feb 26, 2016 9:23am PST



Commen 2

397. | Made by: [OLLI Photo Club](#) | About: photo | On: Feb 11, 2016 6:03pm PST



test comment 2 from web admin account

398. | Made by: Noah Spamoli | About: photo | On: Jan 09, 2016 3:49pm PST



Test comment after logging in from a Facebook account.

399. | Made by: [OLLI Photo Club](#) | About: photo | On: Jan 06, 2016 8:29pm PST



A study in contrasts: in the midst of Nature's agitation, a resolute figure, which, with the colors alone, becomes the focus of the image.

400. | Made by: Mio Analisi | About: photo | On: Dec 29, 2015 12:01pm PST



SmugMug guidance: terminate browser to terminate login.

401. | Made by: Mio Analisi | About: photo | On: Dec 29, 2015 12:00pm PST



SmugMug remembered my previous login so the comment just below was actually made while logged in, not, as the comment says, "without logging in."

402. | Made by: Mio Analisi | About: photo | On: Dec 29, 2015 11:58am PST



Entered this test comment without logging in.

403. | Made by: Mio Analisi | About: photo | On: Dec 28, 2015 8:05am PST



Test comment from Facebook account mioanalisi

404. | Made by: [OLLI Photo Club](#) | About: photo | On: Dec 14, 2015 3:39pm PST



Test comment number 2